

# COVER SHEET

P	W	0	0	0	0	0	1	0	5
---	---	---	---	---	---	---	---	---	---

S.E.C. Registration Number

[illegible]

(Company's Full Name)

1	0	0	0		U	N	I	T	E	D		N	A	T	I	O	N	S		A	V	E	N	U	E		C	O	R		
S	A	N			M	A	R	C	E	L	I	N	O		S	T	R	E	E	T		M	A	N	I	L	A				

(Business Address: No. Street City / Town / Province)

AGNES B. URBANO

### Contact Person

8524-9061

Company Telephone Number

## ANNUAL REPORT

**For the Fiscal Year Ended December 31, 2023**

Ending December 31

Fiscal Year

1	7	-	A	
---	---	---	---	--

FORM TYPE

Last Tuesday of May

Annual Meeting

\_\_\_\_\_

Secondary License Type, If Applicable

M	S	R	D
---	---	---	---

Dept. Requiring this Doc.

\_\_\_\_\_

Amended Articles Number/Section

\_\_\_\_\_

Total No. of Stockholders

### Total Amount of Borrowings

\_\_\_\_\_

Domestic

\_\_\_\_\_

Foreign

To be accomplished by SEC Personnel concerned

[illegible]

File Number

---

LCU

[illegible]

Document I. D.

---

Cashier

## STAMPS

## STAMPS

**SECURITIES AND EXCHANGE COMMISSION**

**SEC FORM 17-A**

**ANNUAL REPORT PURSUANT TO SECTION 17  
OF THE SECURITIES REGULATION CODE AND SECTION 141  
OF THE CORPORATION CODE OF THE PHILIPPINES**

1. For the fiscal year ended : December 31, 2023
2. SEC Identification Number : PW00000105
3. BIR Tax Identification Code : 000-541-102
4. Exact name of issuer as specified in its charter : Philippine Trust Company  
(also known as PHILTRUST BANK)
5. Province, Country of Incorporation : Manila, Philippines
6. Industry Classification Code : \_\_\_\_\_
7. Address of Principal Office : Philtrust Bank Building  
1000 United Nations Avenue  
corner San Marcelino Street,  
Manila
8. Telephone Number : (062) 8524-9061
9. Former name, former address,  
former fiscal year : Not applicable
10. Securities registered pursuant to Sections 8 and 12 of the SRC:  

Common	1,000,000,000 shares
--------	----------------------
11. Are any or all of registrant's securities listed on a Stock Exchange?

The Bank's 1,000,000,000 total outstanding common shares are listed in the Philippine Stock Exchange, Inc. (PSE).

12. Check whether the issuer:

- (a) has filed all reports required to be filed by Section 17 of the SRC and SRC Rule 17 thereunder and Sections 26 and 141 of The Corporation Code of the Philippines during the preceding twelve (12) months (or for such shorter period that the registrant was required to file such reports)?

Yes.

- (b) has been subject to such filing requirements for the past ninety (90) days?

Yes.

13. State the aggregate value of the voting stock held by non-affiliates.

Not applicable.

## **I. BUSINESS**

### **(A) Description of Business**

#### **(1) Business Development**

The Philippine Trust Company, also known as PHILTRUST BANK, was established more than a hundred years ago on October 21, 1916 as a trust institution. It later became a commercial bank and on June 5, 2007, it was granted by the Bangko Sentral ng Pilipinas (BSP) authority to operate as a universal bank.

Throughout its more than 100 years in banking, Philtrust Bank has acquired a reputation for conservatism and reliability and has enjoyed the trust and confidence of the business community and the general public. The said policy has enabled the Bank to grow consistently, maintain strong liquidity position, generate reasonable return on investment and create more value to the Bank.

The principal office is located at Philtrust Bank Building, 1000 United Nations Avenue corner San Marcelino Street, Manila and it has a network of sixty (60) branches, 39 in Metro Manila and 21 provincial.

The Bank does not anticipate any material reclassification, merger, consolidation or purchase/sale of a significant amount of its assets outside the course of its business.

Having officially listed its shares on February 17, 1988, Philtrust Bank is one of the first few banks that traded their shares in the then Manila Stock Exchange and Makati Stock Exchange, now Philippine Stock Exchange, Inc. (PSE).

On October 14, 2014 and November 19, 2014, the BSP and SEC, respectively, approved the amendment of Article FOURTH of the Bank's Articles of Incorporation extending the Bank's corporate existence for another fifty (50) years from and after October 21, 2016. Its corporate life was further extended perpetually when the Revised Corporation Code (RCC) took effect on February 23, 2019. Section 11 of the RCC provides that corporations with certificates of incorporation issued prior to the effectivity of the RCC and which continue to exist shall have perpetual existence. Philtrust Bank's Certificate of Incorporation was originally issued on October 21, 1916 and it has continued to exist thereafter.

#### **(2) Business of Issuer**

The Bank offers domestic, international and trust services. Domestic services include commercial and consumer loans such as auto loans, checking/savings/time deposits, money market placements, transfer of funds, collections, remittances, securities investments and safety deposit boxes. International transactions involve commercial letters of credit, collections, remittances, foreign exchange, traveler's checks and FCDU transactions. Trust operations include trust placement, investment management, estate administration, acting as trustee of bond issues, savings and



pension plan administration, insurance trust, and acting as escrow agent/stock registrar/ transfer agent.

On June 5, 2007, the BSP granted Philtrust Bank authority to operate as a universal bank. The Securities and Exchange Commission (SEC) approved the registration of the Bank's Amended Articles of Incorporation, with powers among others, to engage in the business of expanded commercial banking as a universal bank, to carry on the business of a trust company, exercise the powers of investment houses as provided in pertinent laws and the power and authority to invest in the equity of allied and non-allied corporations, businesses or undertakings, and to perform such other acts and functions as may be permitted by law.

Moving forward, the Bank has invested in digital banking infrastructure to keep pace with the changing time, expedite banking transactions and expand its client base.

The ratio of foreign exchange profits with respect to the net income of the Bank for the past 3 years were as follows:

Details	2023	2022	2021
Exchange Profits	₱ 36,293,643.48	₱163,153,800.79	₱ 48,553,860.13
Net Income	₱1,028,933,742.33	₱745,285,038.52	₱ 826,338,715.08
Percentage	3.53	21.89	5.88

A significant percentage of the above foreign exchange transactions involved U.S. Dollars.

Improvements in information technology are continuously being undertaken to make banking services more accessible to clients, both depositors and borrowers. To date, there are 53 on-site and 25 off-site automated teller machines (ATM) that are fully operational in schools, hotels and other strategic locations.

The Bank's principal competitors are the other financial institutions offering similar services. Banking operations do not depend on transactions with related parties alone or upon a specific client. No particular group of customers accounts for twenty percent (20%) or more of the Bank's business transactions. Other than the licenses issued by the BSP and the SEC, the Bank does not depend on any other patents, trademarks, copyrights, licenses, franchises, concessions or royalties.

The effects of the Corona Virus Disease (COVID-19) pandemic were effectively managed by the Bank by adhering to health and safety protocols or directives issued by the government. The Bank is not aware of any other existing or probable governmental regulations which will have a material impact on its business.

During the last three (3) fiscal years, the Bank has adequately invested on research and development. The Directors and key Officers have actively participated in relevant trainings, conventions and seminars, the latest of which was the Corporate Governance Training Program conducted by the Institute of Corporate Directors on

November 18, 2023 in compliance with the Bank's Manual on Corporate Governance and the Code of Corporate Governance for Publicly Listed Companies (SEC Memo Circular No. 19, Series of 2016).

There were no matters submitted to a vote of security holders through the solicitation of proxies or otherwise during the fourth quarter of 2023.

Manpower complement totaled 838 consisting of 424 officers and 414 rank-and-file employees as of December 31, 2023. The Bank continues to pursue manpower recruitment and that within the ensuing twelve (12) months, based on the number of new branches that are projected to be opened in 2024 and the previous years' experience, the Bank anticipates manpower to increase by at least 52 personnel for a total of 890, consisting of 436 officers and 454 rank and file employees.

The Bank maintains a plan for the retirement, death, disability and separation of its regular employees. The plan is being funded by the contributions of the employees and the Bank.

Article VII of the Bank's Amended By-Laws provides for a percentual bonus or profit sharing (PS) which is distributed to the Directors, Officers and Staff in proportion to their actual attendance as an incentive to help promote the business of the Corporation.

Other employee benefits which are higher than the statutory requirements are provided for in the Collective Bargaining Agreement (CBA) between the Management and the Union which was executed on October 16, 2019 covering a five-year period from January 1, 2020 to December 31, 2024. The CBA recognizes the payment and distribution of the profit sharing after declaration by the Board and confirmation/ratification by the stockholders in their annual meeting.

### **Outstanding Warrants or Options**

The Bank has no information on any outstanding warrant or option held by its Directors or Officers.

### **Major Risks**

The bulk of the commercial loan portfolio is fully secured by real estate mortgages, assignment of deposits and suretyship agreements while auto loans are secured by chattel mortgages, among others. Available cash and assets are more than sufficient to cover short and long-term obligations. The Bank maintains a conservative policy leaning towards a strong liquidity position.

Risk from market, liquidity and credit considerations, among others, are constantly being monitored by the Management and the Board and supported by prudent approval of limits, established procedures and careful day-to-day management to ensure compliance with policies on checks and balances and transparency.

Approved policies and procedures are constantly reviewed and updated, with the aim of reducing and controlling quantifiable and non-quantifiable risks. The bank transactions and best practices of other financial institutions are routinely evaluated as basis for improving the Bank's Risk Management System.

**(B) Description of Property**

Please refer to the list of Bank-Owned Properties as Existing Bank Sites, Leased Bank Sites, and Bank-Owned Properties for Future Bank Sites, hereto attached as Annexes "D", "D-1" and "D-2", respectively. As shown therein, no Bank-owned lot or building is subject to mortgage, lien or limitations on ownership or usage. The branch sites, whether owned or leased, are all in good condition.

**(C) Legal Proceedings**

Neither the Bank nor any of its properties is involved in any material legal proceeding.

## II. OPERATIONAL AND FINANCIAL INFORMATION

### (A) Market Price and Dividends on Registrant's Common Equity and Related Stockholder Matters

#### (1) Market Information

The principal market of the Bank's equity is the Philippine Stock Exchange, where the Bank's 1,000,000,000 common shares are listed.

#### (a) Quarterly Sales Prices

2022	High	Low
March 31	₱108.00	₱108.00
June 30	₱100.00	₱100.00
Sept. 30	₱105.00	₱105.00
Dec. 31	₱120.00	₱114.00

2023	High	Low
March 31	₱115.00	₱115.00
June 30	₱105.00	₱105.00
Sept. 30	₱100.00	₱100.00
Dec. 31	₱120.00	₱114.90

2024	High	Low
March 31	₱95.00	₱85.00

- (b) Aside from the March 31, 2024 sales prices, the latest price information on the Bank's shares based on the market quotations published by the Philippine Stock Exchange are as follows:

Date	Open	High	Low	Close	Prev. Close
April 5, 2024	₱119.00	₱119.00	₱119.00	₱119.00	₱85.00

#### (2) Holders

The Bank has an authorized capital stock of Twenty-Two Billion Pesos (P22,000,000,000.00) divided into Two Billion Two Hundred Million shares with the par value of P10.00 per share. The capital stock consists entirely of common shares with the same voting rights. Each share is entitled to one vote except in the election

of directors where every stockholder may cumulate his shares in accordance with the provisions of the Title III Sec. 23 of the RCC.

Paid-up capital stands at Ten Billion Pesos (P10,000,000,000.00). There are no unpaid subscriptions and no treasury shares.

The Bank's 1,000,000,000 total issued and outstanding shares are held by 88 stockholders all of which are certificated direct ownership, except for shares in the name of PCD Nominee Corporation which are uncertificated and held by various brokers/participants in behalf of their client beneficial owners.

The Top Twenty Stockholders as of the year ended December 31, 2023 were as follows:

	Name of Stockholder	Total number of shares subscribed and paid	%
1	Philtrust Realty Corporation	269,000,014	26.9000
2	U.S. Automotive Co., Inc.	209,873,774	20.9874
3	Seabreeze Enterprises, Inc.	194,746,709	19.4747
4	Orient Enterprises, Inc.	184,783,230	18.4783
5	Pioneer Insurance and Surety Corp.	70,950,696	7.0951
6	Marketsource Corporation	20,077,690	2.0078
7	PCD Nominee Corporation	19,258,892	1.9259
8	Pioneer Life, Inc.	8,031,883	0.8032
9	Gaw, Rosalinda Y.	6,400,510	0.6400
10	Tan, Teodora D.	4,321,814	0.4322
11	Pioneer Intercontinental Insurance Corporation	2,697,385	0.2697
12	Pioneer Insurance Co. Retirement Plan	1,411,116	0.1411
13	Yap, Basilio C.	1,389,030	0.1389
14	Go, Edgar S., Go, Edmund S., Go-Tan Queto, Elena S., Go-Lim, Ethel S. and Go, Elke S.	683,352	0.0683
15	Go, Eusebio S.	683,352	0.0683
16	Go, Victoriano S.	683,352	0.0683
17	Goldclass Inc.	550,698	0.0550
18	Cu, Miriam C.	548,881	0.0549
19	Go, Arturo S.	536,920	0.0537
20	Go, Dominador S.	536,920	0.0537

The Bank's principal stockholders are the top 4 corporations because each of them owns at least 10% of the Bank. Their aggregate holdings is 85.84% and majority-owned by the Yap Family.

The incumbent Directors collectively own 0.08% while the total holdings of the Officers is insignificant.

Public ownership as of December 31, 2023 was 14.071% inclusive of the 1.9259% in the name of PCD Nominee Corporation.

(3) Dividends

As provided for in the Bank's By-Laws, the Board of Directors may declare dividends only from the profit of the business of the Corporation, and then only after retaining unimpaired the entire subscribed and paid capital stock, the reserve fund required by law, and a sum sufficient to pay all the expenses then incurred by the Corporation, inclusive of taxes.

On April 25, 2017, the Board of Directors declared a cash dividend of P0.20 per share or Two Hundred Million Pesos (P200,000,000.00) to all stockholders of record as of July 11, 2017 and payable on July 12, 2017.

The said cash dividend declaration was subsequently approved, confirmed and ratified by the stockholders at their annual meeting held on the same day, April 25, 2017.

(4) Recent Sales of Securities

Based on the PDTC\* transmittal letter/upliftment report forwarded to the Bank on November 5, 2019, hereunder is the most recent sale of the Bank's shares, to wit:

Transaction Date	Title	Amount	To Whom Sold	Terms
November 5, 2019	Common shares	P503,828.60**	Anthony Joseph Y. Gaw or Francis Y. Gaw	4,321 shares were uplifted from PCD Nominee Corp.-Filipino

\*Philippine Depository and Trust Corp.

\*\*The market price then prevailing was P116.60/share.

Thereafter, while PDTC has reported minor changes within PCD Nominee Corporation due to stock trades among its broker-participants, no other sales of PTC shares involving change in the beneficial ownership were reported to the Bank.

### **III. FINANCIAL INFORMATION**

#### **(A) Management's Discussion and Analysis of Plan of Operation**

Please refer to the Management's Discussion and Analysis of Financial Condition and Results of Operations for the Calendar Years 2021, 2022 and 2023 hereto attached as Annexes "C-1", "C-2" and "C-3", respectively.

#### **(B) Financial Statements**

The Statement of Management's Responsibility for Financial Statements and the Bank's 2023 Audited Financial Statements are hereto attached as Annexes "B" and "B-1", respectively.

#### **(C) Changes in and disagreement with accountants on accounting and financial disclosure**

In their annual meeting held on May 30, 2023, the stockholders delegated to the Board of Directors the authority to appoint and/or change the Bank's external auditor for the year 2023 from among the auditing firms accredited by both the Bangko Sentral ng Pilipinas and the Securities and Exchange Commission.

Pursuant thereto, the Board, in its meeting on November 21, 2023, approved the re-appointment of Reyes Tacandong & Co. as the Bank's external auditor for the year 2023. It is accredited by both BSP and SEC.

In compliance with SRC Rule 68 requiring the five-year rotation of external auditors or engagement partners, Reyes Tacandong & Co. has assigned to the Bank an engagement partner who shall serve as such within the said term limit.

There had been no disagreement between the Bank and its external auditor concerning the years audited by it.

Representatives of Reyes Tacandong & Co. are expected to be present at the 2024 Annual Stockholders' Meeting with opportunity to make a statement, if they so desire, and respond to questions that may be raised regarding the 2023 Audited Financial Statements.

#### **Information on Independent Accountant**

The address of the Bank's external auditor is as follows:

Reyes Tacandong & Co.  
Certified Public Accountants  
Citibank Tower  
8741 Paseo de Roxas  
Makati City

### Schedule of External Audit Fees and Services

	REYES TACANDONG & CO.	
	2022	2023
Audit and Audit-Related Fees (Retainer Fees and Audit Engagement Fees)	₱4,256,000.00	₱4,480,000.00
Tax Fees	-	-
All Other Fees (Reimbursements of various Audit-Related Expenses)	268,800.00	238,504.00
Total	₱4,524,800.00	₱4,718,504.00

The scope of services to be rendered by the external auditor as well as the fees to be charged therefor were previously considered and approved by the Board's Audit Committee whose members have relevant background, knowledge, skill and/or experience in the areas of accounting, auditing and finance.

The incumbent Chairman and Members of the Audit Committee are as follows:

1. Dr. Beatrice Jane L. Ang - Chairman (Independent Director)
2. Gen. Hermogenes C. Esperon, Jr. (Ret.) - Member (Independent Director)
3. Mr. Ernesto O. Chan - Member

#### **Audit Committee's Approval Policies and Procedures on Dealings with External Auditors**

The Audit Committee shall assist the Board of Directors in fulfilling its oversight responsibilities for (1) the integrity of the company's financial statements, (2) the company's compliance with legal and regulatory requirements, (3) the independent auditor's qualifications and independence, and (4) the performance of the company's internal audit function and independent auditors.

It shall have the authority to conduct or authorize investigations into any matter within its scope of responsibility, to wit:

1. Appoint, compensate, and oversee the work of the public accounting firm employed by the Bank to conduct the annual audit which will report directly to the Audit Committee.
2. Resolve any disagreements between Management and the Auditor regarding financial reporting.



3. Pre-approve all auditing and permit non-audit services performed by the Bank's external audit firm.
4. Retain independent counsel, accountants, or other experts to advise the Audit Committee or assist in the conduct of an investigation.
5. Seek relevant information it may require from employees or from external parties.
6. Meet with Bank Officers, external auditors, or outside counsel, as may be necessary.
7. The Audit Committee may delegate authority to subcommittees, including the authority to pre-approve all auditing and permit no-audit services, provided that such decisions are presented to the full Committee at its next scheduled meeting.

#### IV. MANAGEMENT AND CERTAIN SECURITY HOLDERS

##### (A) Directors and Executive Officers

###### (1) Incumbent Directors:

Name	Position	Age*	Citizenship	Length of Service
1. Gen. Hermogenes C. Esperon, Jr. (Ret.)	Chairman and Independent Director	71	Filipino	Less than 2 years
2. Dr. Jaime C. Laya	Vice Chairman	84	Filipino	More than 5 years
3. Senior Justice Josue N. Bellosillo (Ret.)	Vice Chairman	90	Filipino	More than 5 years
4. Dr. Emilio C. Yap III	Vice Chairman	52	Filipino	More than 5 years
5. Mr. Carlos A. Pinpin, Jr.	Director	67	Filipino	Less than 3 years
6. Chief Justice Hilario G. Davide, Jr. (Ret.)	Director	88	Filipino	More than 5 years
7. Mr. Ernesto O. Chan	Director	77	Filipino	More than 5 years
8. Mr. Benjamin C. Yap	Director	77	Filipino	More than 5 years
9. Ms. Miriam C. Cu	Director	64	Filipino	More than 5 years
10. Mrs. Maria Georgina P. De Venecia	Independent Director	74	Filipino	Less than 3 years
11. Mr. Calixto V. Chikiamco	Independent Director	73	Filipino	Less than 3 years
12. Dr. Beatrice Jane L. Ang	Independent Director	42	Filipino	Less than 2 years

*\*As of December 31, 2023*

As provided for in the By-Laws, the corporate powers of the Corporation shall be exercised, its business conducted, and its property controlled by a Board of Directors, which shall consist of twelve (12) in number. Directors shall be chosen by the stockholders at the annual meeting, and shall hold office for one year and until their successors are elected and shall have qualified.

Accordingly, twelve (12) Directors were elected during the Annual Stockholders' Meeting held on May 30, 2023 to hold office for a term of one (1) year and until their successors are elected and shall have qualified. The Corporate Governance, Nomination and Remuneration Committee has determined that all said Directors possess all the qualifications and none of the disqualifications for directors as mandated by the RCC, Securities Regulation Code (SRC) and its implementing Rules and Regulations. Particularly, the Bank has consistently complied with SRC Rule 38 on nomination and election of independent directors.

Moreover, Vice Chairman Jaime C. Laya who currently serves as Chairman of the Board of Trustees of the Cultural Center of the Philippines (CCP) has obtained the required Authorization, signed by CCP President Maria Margarita Moran-Floirendo, allowing him to be the President of Philtrust Bank. No other Director currently holds government position or is connected with the government.

## **Corporate Governance Seminar**

In compliance with the Bank's Manual on Corporate Governance (MCG), as amended, the Directors and Key Officers regularly attend annual corporate governance seminars. The latest of which was conducted by the Institute of Corporate Governance Directors on November 18, 2023. The annual continuing training program makes certain that directors and key officers are informed of the developments in business, regulatory environments and digital innovations. Matters discussed include cybersecurity governance, risk management, sustainable development goals and valuable framework for setting strategies relevant to banking operations.

## **Annual Self-Assessments of Directors and of the Board**

The performance of the Board of Directors as a collegial body is assessed annually to determine its effectiveness and to ensure the optimum mix of competencies and backgrounds.

The performance of each Director is likewise assessed annually to measure individual competence and to ensure that each Director continuously possesses all the qualifications and none of the disqualifications for bank directors.

Please refer to Annexes "A" hereto attached for relevant information on the Members of the Board of Directors

## **(2) Incumbent Corporate/Executive Officers:**

Name	Position	Age*	Citizenship
1. Mr. Basilio C. Yap	Chairman Emeritus	74	Filipino
2. Gen. Hermogenes C. Esperon, Jr. (Ret.)	Chairman of the Board	71	Filipino
3. Dr. Jaime C. Laya	Vice Chairman of the Board and President <i>(Former Chairman, Monetary Board and Governor, Central Bank of the Philippines)</i>	84	Filipino
4. Senior Justice Josue N. Bellosillo (Ret.)	Vice Chairman of the Board and Corporate Counsel <i>(Retired Senior Justice of the Supreme Court)</i>	90	Filipino
5. Dr. Emilio C. Yap III	Vice Chairman of the Board	52	Filipino
6. Mr. Carlos A. Pinpin, Jr.	Senior Executive Vice President	67	Filipino
7. Atty. Agnes B. Urbano	Asst. Corporate Secretary	62	Filipino
8. Atty. Renniel C. Mailom	Asst. Corporate Secretary	49	Filipino

\*Age as of December 31, 2023

No one of the aforesaid Officers has any substantial interest, direct or indirect, in the matters that were acted upon by the stockholders in their 2023 annual meeting.

Except for President Laya who is currently the Chairman of the Board of Trustees of Cultural Center of the Philippines, no other Officer of the Bank currently holds government position or is connected with government

Please refer to Annex “A” hereto attached for relevant information on the said Officers of the Bank.

At the 2023 Organizational Meeting, the Board re-organized its Committees, namely: (1) Executive; (2) Trust and Investment; (3) Audit; (4) Risk Oversight; (5) Corporate Governance, Nomination and Remuneration; and (6) Related Party Transactions. Their respective Chairman and members were elected for a term of one (1) year effective June 1, 2023 consistent with the recommendations of the Code of Corporate Governance for Publicly-Listed Companies under SEC Memo Circular No. 19, Series of 2016. The Board Committees were duly represented in the last two (2) Annual Meetings of the Stockholders.

### **(3) Nominees for Directors for the Ensuing Year 2024-2025:**

The Corporate Governance, Nomination and Remuneration Committee (Corp. Gov. Committee) had screened, evaluated and endorsed the Final List of Nominees for the positions of twelve (12) Directors of the Bank for the ensuing year 2024-2025. No one declined his/her nomination.

With Mr. Basilio C. Yap as Chairman Emeritus, the Nominees for Directors of the Bank for the ensuing year 2024-2025 are as follows:

1. Gen. Hermogenes C. Esperon, Jr. (Ret.), Independent Director
2. Dr. Jaime C. Laya
3. Sr. Justice Josue N. Bellosillo (Ret.)
4. Dr. Emilio C. Yap III
5. Mr. Carlos A. Pinpin, Jr.
6. Chief Justice Hilario G. Davide, Jr. (Ret.)
7. Mr. Ernesto O. Chan
8. Mr. Benjamin C. Yap
9. Ms. Miriam C. Cu
10. Mrs. Maria Georgina P. De Venecia, Independent Director
11. Mr. Calixto V. Chikiamco, Independent Director
12. Dr. Beatrice Jane L. Ang, Independent Director

All Nominees are incumbent Directors of the Bank who, during their tenure, have continuously possessed all the qualifications and none of the disqualifications for corporate directorship mandated by the RCC and all other laws and regulations. Particularly, the nominees for Independent Directors (ID) are compliant with the Requirements on Nomination and Election of Independent Directors under SRC Rule 38 and SEC Memo Circular 19. As in the past years, the Corp. Gov. Committee had

taken into consideration, adopted and complied with the said SRC Rule 38 and SEC Memo Circular 19 before approving and endorsing the nominees for IDs.

The nominees for regular directors were nominated by U.S. Automotive Co., Inc. and Philtrust Realty Corporation while those for independent directors were nominated by Mr. Tomas V. Apacible. Mr. Apacible is not related to any of the nominees for independent directors.

Chief Justice Davide and Mrs. De Venecia are Vice Chairman are currently affiliated with Manila Bulletin Publishing Corporation as Vice Chairman and Independent Director, respectively.

No one of the nominees for independent directors had served the Bank in such capacity for more than nine (9) years.

Except for Dr. Laya, no other nominee for directorship currently holds government position or is connected with the government.

Please refer to Annexes “A-1” to “A-4” for the Certifications of Independent Directors/Nominees.

The incumbent Chairman and Members of the Corporate Governance, Nomination and Remuneration Committee are as follows:

- |    |   |   |                                 |
|----|---|---|---------------------------------|
| 1. | Gen. Hermogenes C. Esperon, Jr. (Ret.)      | - | Chairman (Independent Director) |
| 2. | Mrs. Maria Georgina P. De Venecia           | - | Member (Independent Director)   |
| 3. | Dr. Beatrice Jane L. Ang                    | - | Member (Independent Director)   |
| 4. | Chief Justice Hilario G. Davide, Jr. (Ret.) | - | Member                          |

#### **(4) Corporate/Executive Officers for the Ensuing Year 2024-2025:**

The Bank’s corporate and executive officers for the ensuing year 2024-2025 will be elected by the Board of Directors in its organizational meeting to be held immediately after the adjournment of the 2024 ASM.

#### **Significant Employees**

The Bank values the importance of each employee, whether officer or staff, and recognizes their significant contributions to the Bank’s business and growth.

#### **Family Relations**

Chairman Emeritus Basilio C. Yap, Vice-Chairman Dr. Emilio C. Yap III and Director Benjamin C. Yap are relatives by consanguinity.

## **Involvement in Certain Legal Proceedings**

During the past five (5) years up to the present, the Bank has no knowledge that any of its incumbent directors, nominees for directorship or incumbent executive officers is a party to, or any of their properties is subject of, any of the hereunder events that are material to an evaluation of their ability or integrity, as follows:

- (a) Any bankruptcy petition filed by or against any business of which such person was a general partner or executive officer either at the time of the bankruptcy or within two years prior thereto;
- (b) Any conviction by final judgment in a criminal proceeding, domestic or foreign, or being subject to a pending criminal proceeding, domestic or foreign, excluding traffic violations and other minor offense;
- (c) Being subject to any order, judgment, or decree, not subsequently reversed, suspended or vacated, of any court of competent jurisdiction, domestic or foreign, permanently or temporarily enjoining, barring, suspending or otherwise limiting his involvement in any type of business, securities, commodities or banking activities; and
- (d) Being found by a domestic or foreign court of competent jurisdiction (in civil action), the Commission or comparable foreign body, or a domestic or foreign Exchange or other organized trading market or self regulatory organization, to have violated a securities or commodities law or regulation and the judgment has not been reversed, suspended, or vacated.

## **(B) Executive Compensation**

### **(1) Directors:**

Sec. 29 Title III of the RCC provides that in the absence of any provision in the By-Laws fixing their compensation, the directors shall not receive any compensation in their capacity as such, except for reasonable per diems x x x.

Philtrust Bank Directors do not receive compensation in their capacity as directors inasmuch as there is no provision in the Bank's By-Laws fixing their compensation. However, they receive per diem of P80,000.00 per Board meeting and an additional P10,000.00 per Committee meeting attended. The incumbent Directors did not participate in the determination of their own per diem because it was approved prior to their term. They also receive percentual bonus or profit sharing, as provided for in the By-Laws, as an incentive to promote the business of the Corporation. The profit sharing is distributed in proportion to the actual Board meetings attended by each Director.

Following are the total per diem and profit sharing actually paid to the Directors for the years 2022 and 2023 as well as the projected amount for 2024:

Year	Total Per Diem and Profit Sharing (in Million Pesos)
2024	₱34.07*
2023	₱27.58
2022	₱26.53

\* Approximate amount

For security considerations, the Bank has decided to disclose the aforesaid amounts on aggregate basis having deemed it substantial compliance with Section 29 of the RCC.

There are no other arrangements, standard or otherwise, that would directly or indirectly compensate the Directors.

(2) Officers:

The aggregate compensation of the Bank's President and four (4) most highly compensated Officers are presented below. The 2024 figures are approximate amounts based on the immediately preceding year.

Summary of Compensation  
(in Million Pesos)

	Year	Salary	Bonus	Others
1. Dr. Jaime C. Laya President	2024	₱9.62*	₱3.39*	₱8.55*
2. Carlos A. Pinpin, Jr. Sr. Executive Vice President	2023	₱9.50	₱3.34	₱6.82
3. Virginia S. Choa Shi Executive Vice President				
4. Miriam C. Cu Senior Vice President	2022	₱9.46	₱3.45	₱4.47
5. Luisa A. Lucin Senior Vice President				

\*Approximate Amount

All Directors and Officers As a group unnamed	<i>Year</i>	<i>Salary</i>	<i>Bonus</i>	<i>Others</i>
	2024	₱389.81*	₱137*	₱75.52*
	2023	₱379.56	₱132.73	₱66.16
	2022	₱360.31	₱128.15	₱65.45

*\*Approximate Amount*

**(C) Security Ownership of Certain Record and Beneficial Owners of More Than 5% as of December 31, 2023:**

Title of Class	Name, Address of Record Owner and Relationship to Issuer	Name of Beneficial Owner and Relationship to Record Owner	Citizenship	No. of Shares Held	Percent
Common Shares	Philtrust Realty Corp. P.O. Box 1848, Manila Major Stockholder	U.S. Automotive Co., Inc. <i>Major Stockholder</i>  Dr. Emilio C. Yap III <i>Authorized Representative</i>	Filipino	269,000,014	26.9000%
Common Shares	U.S. Automotive Co., Inc. P.O. Box 3399, Manila Major Stockholder	Yap Family <i>Major Stockholders</i>  Basilio C. Yap <i>Authorized Representative</i>	Filipino	209,873,774	20.9874%
Common Shares	Seabreeze Enterprises, Inc. P.O. Box 4279, Manila Major Stockholder	Basilio C. Yap <i>Major Stockholder</i>  Basilio C. Yap <i>Authorized Representative</i>	Filipino	194,746,709	19.4747%
Common Shares	Orient Enterprises, Inc. P.O. Box 3435, Manila Major Stockholder	Yap-Gaw Family <i>Major Stockholders</i>  Anthony Joseph Y. Gaw <i>Authorized Representative</i>	Filipino	184,783,230	18.4783%
Common Shares	Pioneer Insurance & Surety Corporation P.O. Box 1437 MCC, Makati Major Stockholder	Pioneer Inc. <i>Major Stockholder</i>  Ernesto O. Chan <i>Authorized Representative</i>	Filipino	70,950,696	7.0951%



Philtrust Realty Corporation, which owns 26.9% of Philtrust Bank's total issued and outstanding shares, is 98.37% owned by U.S. Automotive Co., Inc.

U.S. Automotive Co., Inc. which directly owns 20.9874% of Philtrust Bank is, in turn, owned by the Yap family.

Seabreeze Enterprises, Inc., which owns 19.4747% of Philtrust Bank, is majority-owned by Chairman Emeritus Basilio C. Yap.

Orient Enterprises, Inc., which owns 18.4783% of Philtrust Bank, is majority-owned by the Yap-Gaw Family.

Chairman Emeritus Basilio C. Yap, Vice Chairman Emilio C. Yap III and Director Benjamin C. Yap directly owns 0.1389%, 0.0183% and 0.0019% of Philtrust Bank, respectively. Additionally, they have indirect ownerships of the Bank through their holdings in the principal corporate stockholders.

Director Ernesto O. Chan and the Pioneer Group of Companies collectively own 10% of Philtrust Bank.

All other incumbent Directors directly own nominal qualifying shares while key Officers have insignificant holdings.

Total shares in the name of PCD Nominee Corporation stood at 19,258,892 as of December 31, 2023 with no material transfers for the past years.

The One Billion total issued and outstanding shares are entirely common shares with equal voting right per share.

**(D) Security Ownership of Management as of December 31, 2023:**

**(1) Directors**

Title of Class	Name of Beneficial Owner	Amount and Nature of Beneficial Ownership		Citizenship	Percent of Class
Common Shares	1. Gen. Hermogenes C. Esperon, Jr., (Ret.) <i>Chairman and Independent Director</i>	₱ 1,000.00	Indirect thru PCD Nominee Corp.	Filipino	0.0000
Common Shares	2. Dr. Jaime C. Laya <i>Vice Chairman and President</i>	₱ 333,250.00	Direct	Filipino	0.0033
Common Shares	3. Sr. Justice Josue N. Bellosillo (Ret.) <i>Vice Chairman and Corporate Counsel</i>	₱ 15,120.00	Direct	Filipino	0.0002
Common Shares	4. Dr. Emilio C. Yap III <i>Vice Chairman</i>	₱ 1,832,630.00	Direct	Filipino	0.0183
Common Shares	5. Mr. Carlos A. Pinpin, Jr. <i>Director and Senior EVP</i>	₱ 1,000.00	Indirect thru PCD Nominee Corp.	Filipino	0.0000

Common Shares	6. Chief Justice Hilario G. Davide, Jr. (Ret.) <i>Director</i>	₱ 10,000.00	Direct	Filipino	0.0001
Common Shares	7. Mr. Ernesto O. Chan <i>Director</i>	₱ 175,660.00	Direct	Filipino	0.0018
Common Shares	8. Mr. Benjamin C. Yap <i>Director</i>	₱ 193,100.00	Direct	Filipino	0.0019
Common Shares	9. Ms. Miriam C. Cu <i>Director and Senior Vice President</i>	₱ 5,488,810.00	Direct	Filipino	0.0549
Common Shares	10. Mrs. Maria Georgina P. De Venecia <i>Independent Director</i>	₱ 1,000.00	Indirect thru PCD Nominee Corp.	Filipino	0.0000
Common Shares	11. Mr. Calixto V. Chikiamco <i>Independent Director</i>	₱ 1,000.00	Indirect thru PCD Nominee Corp.	Filipino	0.0000
Common Shares	12. Dr. Beatrice Jane L. Ang <i>Independent Director</i>	₱ 1,000.00	Indirect thru PCD Nominee Corp.	Filipino	0.0000

## (2) Officers

Title of Class	Name of Beneficial Owner	Amount of Beneficial Ownership		Citizenship	Percent of Class
Common Shares	Ms. Virginia S. Choa-Shi <i>Executive Vice President</i>	₱5,050.00	Direct	Filipino	0.0001%
Common Shares	Ms. Luisa A. Lucin <i>SVP/Principal Accounting Officer</i>	₱52,600.00	Direct	Filipino	0.0005%
Common Shares	Atty. Agnes B. Urbano <i>FVP/Asst. Corporate Secretary</i>	₱66,710.00	Direct	Filipino	0.0007%
Common Shares	Mr. Benito D. Chua <i>VP/Treasurer</i>	₱15,120.00	Direct	Filipino	0.0002%

### DIRECTORS AND OFFICERS AS A GROUP

Common Shares	₱8,193,050.00	0.082%
	=====	=====

### **Voting Trust Holders of 5% or more**

The Bank has no voting trust holders.

### **Change in control since the beginning of the last fiscal year**

No change in control has occurred since January 1, 2023.

**(E) Certain Relationships and Related Transactions**

The Bank does not have a parent company, subsidiary or any transactions with promoters.

The Bank's related parties include any party that the Bank exerts direct or indirect control over or that exerts direct or indirect control over the Bank; the Bank's directors, officers, shareholders and their related interests (DOSRI); their close family members; as well as corresponding persons in affiliated companies; and such other persons or juridical entities whose interests may pose potential conflict with the interest of the Bank.

Related party transactions (RPTs) refer to dealings with the Bank's related parties, regardless of whether a price is charged. RPTs likewise include outstanding transactions that were entered into with an unrelated party that subsequently becomes a related party.

Consistent with the Rules on Material Related Party Transactions for Publicly-Listed Companies under SEC Memorandum Circular No. 10, Series of 2019, the Board has oversight responsibility in ensuring that RPTs are handled with integrity, in a sound and prudent manner, on an arm's length basis and compliant with applicable laws and regulations to protect the interest of the stakeholders. The Directors are required to fully disclose to the Board all facts related to material RPTs as well as their direct and indirect financial interest in any transaction that may affect the company. Such disclosure shall be made at the Board meeting where the material RPT will be presented for approval.

As defined under said SEC Circular, material RPT refers to any related party transaction/s, either individually, or in aggregate over a 12-month period with the same related party, amounting to 10% or higher of a company's total assets based on its latest audited financial statement.

There Bank had no related party transactions in 2023 that breached the 10% materiality threshold as would necessitate submission of a report to SEC under its Memorandum Circular No. 10.

As shown in the Notes to Financial Statements for the Years 2022 and 2023, the RPTs consisted of loans and receivables, investments in equity securities, deposit liabilities, rent income/expense and other transactions with entities under common management for services rendered by related parties that are included in the Other Operating Expenses of the Bank.

Said transactions were done on an arm's length basis and on substantially the same terms, such as rate of interest, collateral, surety, maturity, purpose and service charge, among others, as those prevailing at the time for transactions with non-related parties of comparable risks. They did not involve more than the normal risk of collectability or present other unfavorable conditions. They were extensively evaluated and reviewed by the RPT Committee prior to their endorsement to the Board.

**(F) Corporate Governance**

The Directors and Management of the Bank are fully aware of, and sensitive to, the need for good corporate governance. Guided by the Code of Corporate Governance for Publicly Listed Companies and the Manual of Regulations for Banks, among others, the Bank Management with its conservative and usual practice strictly observes the tenets of good governance in its dealing with depositors, stockholders, employees and other stakeholders.

The Bank is headed by a competent Board of Directors that guides the Bank towards achieving its corporate goals. The Board is composed of twelve Members four of whom are Independent, including the Chairman. The Board has an optimum mix of competence and expertise consisting of a former Central Bank Governor and Monetary Board Chairman, retired Supreme Court Chief Justice and Senior Associate Justice, highly successful businessmen, economists, CPAs, diplomats, a physician and a valiant former AFP Chief of Staff.

Management is headed by the President, Dr. Jaime C. Laya, an esteemed member of the academe who has distinguished himself both in the private and public sectors and had served exceptionally well in key government positions, such as Budget Minister, NEDA Deputy Director, Education Secretary, Central Bank Governor and Monetary Board Chairman, among others.

A self-assessment is conducted annually by the Members of the Board, the Management, and the Staff to determine and measure, individually and as collegial body, the level of their respective compliance with the Bank's Manual on Corporate Governance.

Moreover, Directors and key Officers annually attend corporate governance seminars, the latest of which was on November 18, 2023 conducted by the Institute of Corporate Directors. The annual continuing training program makes certain that Directors and key Officers are updated on business developments, regulatory environment and digital innovations.

The Bank likewise actively participates in other relevant undertakings which aim to provide updates on global best practices to help publicly-listed companies further strengthen their corporate governance structures and mechanisms.

**(G) Current Reports**

Please refer to as Annex “E” hereto attached for the Current Reports (SEC Form 17-C) which were submitted to SEC and PSE during the period January 1, 2023 to date.

**(H) Sustainability Report**

Please refer to as Annex “F” hereto attached.

## SIGNATURES

Pursuant to the requirements of Section 17 of the Securities Regulation Code and Section 141 of the Corporation Code, this report is signed in behalf of the issuer by the undersigned, thereunto duly authorized, in the City of Manila this APR 12 2024.




HERMOGENES C. ESPERON, JR.  
*Chairman and Independent Director*



JAIME C. LAYA  
*President*



LUISA A. LUCIN  
*Principal Accounting Officer  
Comptroller*



BENITO D. CHUA  
*Principal Financial Officer*




AGNES B. URBANO  
*Asst. Corporate Secretary*

REPUBLIC OF THE PHILIPPINES)  
CITY OF MANILA ) s.s.

Subscribed and sworn to before me this APR 12 2024, affiants exhibiting to me their respective Tax Identification Numbers, as follows:

<u>Name</u>	<u>TIN</u>
Hermogenes C. Esperon, Jr.	
Jaime C. Laya	
Luisa A. Lucin	
Benito D. Chua	
Agnes B. Urbano	

Witness my hand and seal on the date and at the place above written.



NEMESIO M. DOMINGO  
Commission No. 2023-164  
Notary Public for the City of Manila  
Until December 31, 2024

Doc. No. 347 ;  
Page No. 11 ;  
Book No. 11 ;  
Series of 2024.

**BUSINESS EXPERIENCE OF DIRECTORS, NOMINEES AND OFFICERS**

<i>Name/Citizenship/Age*</i>	<i>Title</i>	<i>Corporate Affiliation**</i>	<i>Profession/Occupation</i>
<b>Gen. Hermogenes C. Esperon, Jr. (Ret.)</b> Filipino 71 years old	Chairman and Independent Director Member Member Vice Chairman Vice Chairman  National Security Adviser and Director General Chairman  Co - Chairman  Chairman Secretary Secretary  Chief of Staff Commanding General Chairman of the Board  Chairman of the Board  Chairman of the Board  Chairman of the Board	Philtrust Bank, August 2022 to date PMA Alumni Association, Inc. Association of Generals and Flag Officers Anti-Terrorism Council, 2020 - 2022 National Task Force to End Local Communist and Armed Conflict, 2018 - 2022 National Security Council, 2016 - 2022  National Task Force on the West Philippine Sea, 2016 - 2022 National Cyber Security Inter-Agency Committee, 2016 - 2022  National Intelligence Board, 2016 - 2022 Presidential Management Staff, 2008 - 2009 Presidential Adviser on the Peace Process, 2008 Armed Forces of the Philippines, 2006 - 2008 Philippine Army, 2005 - 2006 AFP Retirement and Separation Benefits System (RSBS), 2006 - 2008 AFP Savings and Loan Association, Inc. (AFPSLAI), 2006 - 2008 AFP Mutual Benefit Association, Inc. (AFPMBAI), 2006 - 2008 AFP General Insurance Corporation (AFPGEN), 2006 - 2008	Master in Business Administration Master in Public Administration  Recent/Relevant seminars/trainings attended:  a. Annual Corporate Governance Training Programs, 2022 - 2023 b. Anti-Money Laundering (AML) Seminar, 2022

\*As of December 31, 2023

\*\*Corporate affiliations held for the last five years unless otherwise specified.

<i>Name/Citizenship/Age*</i>	<i>Title</i>	<i>Corporate Affiliation**</i>	<i>Profession/Occupation</i>
<b>Dr. Jaime C. Laya</b> Filipino 84 years old	Vice Chairman	Philtrust Bank, August 23, 2022 - Present	Ph.D. - Financial Management Certified Public Accountant (CPA)  Recent/Relevant seminars/trainings attended:  a. Annual Corporate Governance Training Programs, 2014 - 2023 b. Anti-Money Laundering Seminars, 2018 - 2022 c. AML Risk Rating System amendment to BSP Circular, 2014 d. BASEL III SEMINAR, 2017
	President	Philtrust Bank, 1992 - 1998, 2012 - 2021, May 30, 2023 - Present	
	Chairman	Philtrust Bank, 2003 - 2018, 2021 - 2022	
	Governor	Central Bank of the Philippines, 1981 - 1984	
	Chairman	Monetary Board, Central Bank of the Philippines, 1981 - 1984	
	Deputy Governor for Supervision and Examination	Central Bank of the Philippines, 1975 - 1981	
	Minister	Ministry of the Budget, 1975 - 1981	
	Minister	Ministry of Education, Culture and Sports, 1984 - 1986	
	Independent Director	GMA Network, Inc. and GMA Holdings, Inc.	
	Independent Director	Philippine AXA Life Insurance Co., Inc.	
	Independent Director	Charter Ping An Insurance Corporation	
	Independent Director	Manila Water Company	
	Trustee	Museo De La Salle – Dasmarinas	
	President	Makati Sports Club, Inc.	
	Chairman	Cultural Center of the Philippines	
	Trustee	Metropolitan Museum of Manila	
	Trustee	Yuchengco Museum	
	Trustee	St. Paul University – Quezon City	
	Trustee	Escuela Taller Foundation of the Philippines, Inc.,	
	Chairman	Don Norberto Ty Foundation, Inc.	
	Trustee	Ayala Foundation, Inc.,	
	Columnist	Manila Bulletin Publishing Corp.	
	Director	BancNet	
	Vice Chairman	Society for Cultural Enrichment, Inc.	
	Chairman	Filipinas Opera Society Foundation, Inc.	
	Trustee	Foundacion Santiago	
	Trustee	Cofradia De La Inmaculada Concepcion	
	Trustee	Museo Del Galeon, Inc.	
	Trustee	American Historical Collection Foundation, Inc.	
	Member/Board of Advisers	Ayala Museum	
	Chairman	Kayumanggi Press, Inc.	
	Chairman	Bedrock Realty Corporation Co., Inc.	
	Chairman	Dynawinds, Inc.	
	Chairman	Silvina Farms Inc	
	Chairman	Green Mountain Realty Development Corporation	

\*As of December 31, 2023

\*\*Corporate affiliations held for the last five years unless otherwise specified.



	Chairman  Chairman Chairman Chairman Chairman Deputy Director General  Dean	Granville Management and Development Corporation Juan C. Laya Realty Corporation Silvina C. Laya Realty Corporation Ager-Cultura Agri Business Corporation Silvina Agri Business Corporation National Economic Development Authority, 1974 - 1975 College of Business Administration, University of the Philippines, 1970 - 1974	
<i>Name/Citizenship/Age*</i>	<i>Title</i>	<i>Corporate Affiliation**</i>	<i>Profession/Occupation</i>
<b>Senior Justice Josue N. Bellosillo (Ret.)</b> Filipino 90 years old	Vice Chairman Corporate Counsel Dean, School of Law and Jurisprudence  Retired Senior Justice	Philtrust Bank Philtrust Bank Centro Escolar University  Supreme Court of the Philippines	Lawyer  Recent/Relevant seminars/trainings attended: a. Annual Corporate Governance Training Programs, 2009; 2014 - 2023 b. Anti-Money Laundering Seminars, 2020 - 2022 c. Organized a rural bank in Capiz, Panay d. Wrote the Supreme Court opinions as ponente in various decisions dealing in banking, taxation and commercial law

\*As of December 31, 2023

\*\*Corporate affiliations held for the last five years unless otherwise specified.

<i>Name/Citizenship/Age*</i>	<i>Title</i>	<i>Corporate Affiliation**</i>	<i>Profession/Occupation</i>
<b>Dr. Emilio C. Yap III</b> Filipino 52 years old	Vice Chairman Vice Chairman/President Chairman Chairman Vice Chairman Director Vice Chairman/President Vice Chairman/President Vice Chairman/President Vice Chairman/President Vice Chairman/President Vice Chairman/President Director Director Director/VP Director/VP/Treasurer Director  Director	Philtrust Bank Manila Bulletin Publishing Corporation Manila Prime Land Holdings, Inc. Park and Shop, Inc. Manila Hotel Corporation Centro Escolar University U.S. Automotive Co., Inc. USAUTOOCO, Inc. Philtrust Realty Corporation Cocusphil Development Corporation Manila Prince Hotel Corporation U.N. Properties Development Corporation MH F&B Ideas, Inc. TMH Transport Limousine Services, Inc. Orient Enterprises, Inc. Seabreeze Enterprises, Inc. Sunny Tropical Island Holdings, Inc., 2022 - Present  Euro-Med Laboratories Phil., Inc., 2014-2017	Business Executive Doctor of Philosophy in Journalism Honoris Causa Doctor of Philosophy in Business Administration Honoris Causa  Recent/Relevant seminars/trainings attended:  a. Annual Corporate Governance Training Programs, 2008 - 2009; 2014 - 2023 b. National Conference of Employers “The Global Crisis: Our Response”, 2009 c. Anti-Money Laundering Seminars, 2010 and 2018 - 2022 d. Seminar on AML Risk Rating System and AML Law, 2014 e. BASEL III, 2017

\*As of December 31, 2023

\*\*Corporate affiliations held for the last five years unless otherwise specified.

<i>Name/Citizenship/Age*</i>	<i>Title</i>	<i>Corporate Affiliation**</i>	<i>Profession/Occupation</i>
<b>Carlos A. Pinpin, Jr.</b> Filipino 67 years old	Director Senior Executive Vice President  President Executive Vice President  EVP/Group Head  Vice President/Group Head (Human Resources Group)  Assistant Group Head (Corporate Planning Group)  International Loan Officer Credit Platform  Project/Market Analyst  Loan Specialist	Philtrust Bank, July 21, 2021 - Present Philtrust Bank, May 30, 2023 - Present  Philtrust Bank, July 21, 2021 - May 29, 2023 Philtrust Bank, January 2020 - July 20, 2021  RCBC Savings Bank, 1996 - 2016  BA Savings Bank (formerly: BA Finance Corp.) 1990 - 1996  National Commercial Bank (K.S.A), 1989 - 1990  Bank of America NT & SA, 1981 - 1986  Petrophil Corp., Aug. 1978 - Jan. 1979  BanCom Finance Corp., Jan. 1979 - June 1979	BS in Management Engineering Master in Business Management Bank Executive  Recent/Relevant seminars/trainings attended:  a. Annual Corporate Governance Training Programs, 2019 - 2023 b. Anti-Money Laundering Seminars, 2019-2022 c. Workshop on Scorecard Development and Basel II, 2009 d. Credit and Collection Seminar, 2007 e. Credit Risk Mgmt. Summit-Basel II Focus, 2006 f. Basel II and Risk Based Supervision, 2005 g. Credit Risk Mgmt. Program, 2005

\*As of December 31, 2023

\*\*Corporate affiliations held for the last five years unless otherwise specified.

<i>Name/Citizenship/Age*</i>	<i>Title</i>	<i>Corporate Affiliation**</i>	<i>Profession/Occupation</i>
<b>Chief Justice Hilario G. Davide, Jr. (Ret.)</b> Filipino 88 years old	Director Independent Director  Independent Director/Vice Chairman  Chairman Chairman Trustee  Trustee  Chairman Supreme Commander Emeritus Member Independent Director Member  Retired Chief Justice  Former Ambassador Extraordinary and Plenipotentiary	Philtrust Bank, May 2022 to date Philtrust Bank, April 2013 - May 2022  Manila Bulletin Publishing Corporation, 2011 to date Kompass Credit and Financing Corporation Claudio Teehankee Foundation, Inc. Knights of Columbus Fr. George J. Willmann, SJ Charities, Inc. Knights of Columbus of the Philippines Foundation, Inc. Heart of Francis Foundation, Inc. Knights of Rizal Knights of Rizal - Council of Elders Megawide Construction Corp. Association of Retired Justices of the Supreme Court of the Philippines  Supreme Court of the Philippines  Permanent Representative of the Republic of the Philippines to the United Nations in New York, 2007 - 2010	Lawyer  Recent/Relevant seminars/trainings attended:  a. Annual Corporate Governance Training Programs, 2017 - 2023 b. Anti-Money Laundering Seminars, 2020 - 2022 c. Barcelona Conference on Climate Change, 2009 d. World Justice Forum, 2008 e. Global Forum on Liberty and Prosperity, 2006 f. International Conference and Showcase on Judicial Reforms, 2005 g. American Bar Association (ABA) International Forum on the Rule of Law, 2006 h. 22 <sup>nd</sup> Biennial Conference of the World Jurist Association, 2005 i. 13 <sup>th</sup> Annual International Judicial Conference, 2005 j. 2004 Ramon Magsaysay Awardees Conference, 2004 k. 22 <sup>nd</sup> Annual International Law and Religion Symposium, 2015 l. Various local and international conferences

\*As of December 31, 2023

\*\*Corporate affiliations held for the last five years unless otherwise specified.

<i>Name/Citizenship/Age*</i>	<i>Title</i>	<i>Corporate Affiliation**</i>	<i>Profession/Occupation</i>
<b>Ernesto O. Chan</b> Filipino 77 years old	Director Independent Director Chairman/Treasurer Chairman/Treasurer Director/Treasurer Director/Treasurer Director/Treasurer	Philtrust Bank Philtrust Bank, April 2012 - April 2021 Pioneer Insurance and Surety Corp. Pioneer Intercontinental Insurance Corp. Pioneer Life, Inc. Bancasia Finance and Investment Corp. Bancasia Capital Corp.	Business Executive  Recent/Relevant seminars/trainings attended: a. Annual Corporate Governance Training Programs, 2009; 2014 - 2023 b. Anti-Money Laundering Seminars, 2018 - 2022
<b>Benjamin C. Yap</b> Filipino 77 years old	Director President/Chairman of the Board Chairman of the Board Director Director Director Director Director Director Director Director Director Director	Philtrust Bank Benjamin Favored Son, Inc. House of Refuge Foundation U.S. Automotive Co., Inc. USAUTO CO, Inc. Manila Hotel Corporation Centro Escolar University Seabreeze Enterprises, Inc. Philtrust Realty Corp. Euro-Med Laboratories Phil., Inc. Manila Prince Hotel Corp. U.N. Properties Development Corp. Manila Bulletin Publishing Corporation	Business Executive  Recent/Relevant seminars/trainings attended: a. Annual Corporate Governance Training Programs, 2015 - 2023 b. Anti-Money Laundering Seminars, 2019 - 2022
<b>Miriam C. Cu</b> Filipino 64 years old	Director Senior Vice President Director/Treasurer Director/Corporate Secretary Director	Philtrust Bank Philtrust Bank Orient Enterprises, Inc. Seabreeze Enterprises, Inc. G.A. Cu Unjieng Realty, Inc.	Certified Public Accountant (CPA)  Recent/Relevant seminars/trainings attended: a. Annual Corporate Governance Training Programs, 2008 - 2009; 2014 - 2023 b. Anti-Money Laundering Seminars, 2007; 2010; 2016; 2018 - 2022 c. Seminar on AML Risk Rating System and AML Law, 2014 d. BASEL III, 2017

\*As of December 31, 2023

\*\*Corporate affiliations held for the last five years unless otherwise specified.

<i>Name/Citizenship/Age*</i>	<i>Title</i>	<i>Corporate Affiliation**</i>	<i>Profession/Occupation</i>
<b>Maria Georgina P. De Venecia</b> Filipino 74 years old	Independent Director Independent Director  Chairman	Philtrust Bank (July 21, 2021 to date) Manila Bulletin Publishing Corporation (July 13, 2017 to date) INA Foundation, Inc.	Doctorate Degree in Humanities Bachelor in Business Administration, Major in Economics, Minor in Banking and Finance  Recent/Relevant seminars/trainings attended:  a. Annual Corporate Governance Training Programs, 2017; 2019 - 2023 b. Anti-Money Laundering Seminar, 2022
<b>Calixto V. Chikiamco</b> Filipino 73 years old	Independent Director Founder and President Founder and Chairman Director Vice Chairman Director President Director  Consultant Director President President	Philtrust Bank (July 21, 2021 to date) MRM Studios Inc. Mobilemo, Inc. Heirs of Calixto Chikiamco Inc. CBY Inc. Golden Sunrise, Inc. Foundation for Economic Freedom Institute of Development and Econometric Analysis Inc. The Asia Foundation APMC Four Seas Trading Inc. Lucky Taya Gaming Corp.	Bachelor of Arts, Major in Economics Master in Business Management  Recent/Relevant seminars/trainings attended:  a. Annual Corporate Governance Training Programs, 2008; 2015 - 2023 b. Anti-Money Laundering Seminar, 2022
<b>Dr. Beatrice Jane L. Ang</b> Filipino 42 years old	Independent Director Director Director/Corporate Secretary Managing Director/Treasurer Managing Director Administrator  Commissioner  Honorary Consul Special Assistant to the Hon. Consul General	Philtrust Bank (August 23, 2022 to date) Basic Energy Corporation Quindecim Holdings, Inc. BA Securities, Inc. CLMC Group of Companies Buddhist Tzu Chi Medical Foundation Philippines, Inc. Tzu Chi Buddhist Compassion Relief Foundation Honorary Consulate of Ukraine in Manila Honorary Consulate of Republic of Tanzania in Manila, 2012 - 2018	Doctor of Medicine (MD) Bachelor of Science in Biology Master of Business Administration in General Management  Recent/Relevant seminars/trainings attended:  a. Annual Corporate Governance Training Programs, 2022 - 2023 b. Anti-Money Laundering Seminar, 2022 c. AMLC Targeted Financial Sanctions (TFS) Webinar for Covered Persons, 2022

\*As of December 31, 2023

\*\*Corporate affiliations held for the last five years unless otherwise specified.

<i>Name/Citizenship/Age*</i>	<i>Title</i>	<i>Corporate Affiliation**</i>	<i>Profession/Occupation</i>
<b>Virginia S. Choa-Shi</b> Filipino 68 years old	Executive Vice President (with banking experience at Philtrust Bank for over 40 years)	Philtrust Bank	B.S. Business Administration - Accounting Bank Executive  Recent/Relevant seminars/trainings attended: a. Annual Corporate Governance Training Programs, 2009; 2015 - 2020; 2022 - 2023 b. Anti-Money Laundering Seminars, 2020; 2022
<b>Luisa A. Lucin</b> Filipino 67 years old	Senior Vice President Principal Accounting Officer (with banking experience at Philtrust Bank for over 40 years)	Philtrust Bank Philtrust Bank	Certified Public Accountant (CPA) Bank Executive  Recent/Relevant seminars/trainings attended: a. Annual Corporate Governance Training Programs, 2009; 2014 - 2023 b. Anti-Money Laundering Seminars, 2019 - 2022
<b>Atty. Agnes B. Urbano</b> Filipino 62 years old	Asst. Corporate Secretary First Vice President (with banking/corporate experience at Philtrust Bank for over 40 years)	Philtrust Bank Philtrust Bank	Lawyer B.S. Commerce - Management of Financial Institutions  Recent/Relevant seminars/trainings attended: a. Annual Corporate Governance Training Programs, 2009; 2014 - 2023 b. Anti-Money Laundering Seminars, 2007; 2018 - 2022 c. Mandatory Continuing Legal Education, (MCLE) VII, 2023 d. Forum for Issuers and Transfer Agents, 2009 e. Seminar on PSE and SEC Rules on Disclosures, 2005 - 2007; 2009 f. Seminar on AML Risk Rating System and AML Law, 2014 g. Seminar on Related Party Transactions, 2016 h. SEC Seminar on Ultimate Beneficial Ownership, 2019

\*As of December 31, 2023

\*\*Corporate affiliations held for the last five years unless otherwise specified.

<i>Name/Citizenship/Age*</i>	<i>Title</i>	<i>Corporate Affiliation**</i>	<i>Profession/Occupation</i>
<b>Benito D. Chua</b> Filipino 67 years old	Treasurer Vice President (with banking experience at Philtrust Bank for over 40 years)	Philtrust Bank Philtrust Bank	B.S. Business Administration Bank Executive  Recent/Relevant seminars/trainings attended: a. Annual Corporate Governance Training Programs, 2014 - 2023 b. Anti-Money Laundering Seminars, 2019 - 2022
<b>Judy Rosario G. Cam</b> Filipino 69 years old	Chief Compliance Officer Vice President  Consultant Board Member  Board Member Board Member Board Member Founding Chair Board Member Independent Director Consultant VP and Chief Compliance Officer	Philtrust Bank, June 1, 2023 - Present Philtrust Bank, June 1, 2023 - Present  Philtrust Bank, June 1, 2022 - May 31, 2023 Philippine Foundation for Cultural and Educational Development, Inc. The Foundation for Professional Training Inc. University of Asia and the Pacific The Association of Bank Compliance Officers Palanan Multi-Purpose Cooperative Center for Research Northpoint Development Bank, 2021 - 2022 RCBC Regulatory Affairs Group, 2019 - 2021 RCBC Savings Bank, 2003 - 2019	Certified Public Accountant (CPA) Master in Business Administration  Recent/Relevant seminars/trainings attended: a. Annual Corporate Governance Training Programs, 2022 - 2023 b. Anti-Money Laundering Seminar, 2022 c. Certificate Course in Strategic Compliance in the Banking Industry, 2009 d. Association of Bank Compliance Officers of the Philippines (ABCOMP) various Conferences and Training Programs, 2017 - 2023 e. Data Privacy Act, 2022
<b>Atty. Renniel C. Mailom</b> Filipino 49 years old	Data Protection Officer Senior Assistant Manager Asst. Corporate Secretary  Assistant Manager Legal Assistant I Senior Assistant Manager Associate Professor	Philtrust Bank, July 2021 - Present Philtrust Bank, May 30, 2023 - Present Philtrust Bank, July 2021 - Present  Philtrust Bank, July 2021 - May 29, 2023 Philtrust Bank, 2014 - 2018 The Real Bank, 2008 - 2014 San Sebastian College, 2002 - 2014	Lawyer A.B. Political Science  Recent/Relevant seminars/trainings attended: a. Annual Corporate Governance Training Programs, 2021, 2022 b. Anti-Money Laundering Seminars, 2008, 2022 c. Mandatory Continuing Legal Education (MCLE) VII, 2022 d. Combating Money Laundering during Pandemic, 2020 e. Annual National DPO Conference, 2019 f. DPO Ace Program, 2019 g. First National Data Privacy Conference, 2018 h. How safe are your Data, 2018 i. Securing Data in Modern Work Place, 2018 j. Countdown to Data Privacy, 2017 k. Loan Processing & Operation Seminar, 2010

\*As of December 31, 2023

\*\*Corporate affiliations held for the last five years unless otherwise specified.



### CERTIFICATION OF INDEPENDENT DIRECTOR

I, **HERMOGENES C. ESPERON, JR.**, Filipino, of legal age and with office address at Philtrust Bank Building, 1000 United Nations Avenue corner San Marcelino Street, Manila, after having been duly sworn in accordance with law do hereby declare that:

1. I am a nominee for Independent Director of Philippine Trust Company, also known as PHILTRUST BANK and have been its Independent Director since August 23, 2022.
2. I am also affiliated with the following companies or organizations:

COMPANY/ORGANIZATION	POSITION/RELATIONSHIP	PERIOD OF SERVICE
PMA Alumni Association Inc.	Member	1974 to date
Association of Generals and Flag Officers (AGFO)	Member	2003 to date

3. I possess all the qualifications and none of the disqualifications to serve as an Independent Director of Philtrust Bank, as provided for in Section 38 of the Securities Regulation Code, its Implementing Rules and Regulations and other SEC issuances.
4. I am not related to any director/officer/substantial shareholder of Philtrust Bank and its subsidiaries and affiliates.
5. To the best of my knowledge, I am not the subject of any pending criminal or administrative investigation or proceeding
6. I am not in government services/affiliated with a government agency or GOCC.

7. I shall faithfully and diligently comply with my duties and responsibilities as independent director under the Securities Regulation Code and its Implementing Rules and Regulations, Code of Corporate Governance and other SEC issuances.
8. I shall inform the Corporate Secretary of Philtrust Bank of any changes in the abovementioned information within five days from its occurrence.


Done this MAR 14 2024 at the City of Manila.

  
HERMOGENES C. ESPERON, JR.  
Affiant

REPUBLIC OF THE PHILIPPINES)  
CITY OF MANILA ) s.s.

Subscribed and sworn to before me this MAR 14 2024 at the City of Manila,  
affiant exhibiting to me his Philippine Identification Card

Doc. No. 85;  
Page No. 10;  
Book No. 1;  
Series of 2024.

  
NEMESIO M. DOMINGO  
Commission No. 2023-164  
Notary Public for the City of Manila  
Until December 31, 2024

### CERTIFICATION OF INDEPENDENT DIRECTOR

I, **MARIA GEORGINA P. DE VENECIA**, Filipino, of legal age and with office address at Philtrust Bank Building, 1000 United Nations Avenue corner San Marcelino Street, Manila, after having been duly sworn to in accordance with law do hereby declare that:


1. I am a nominee for Independent Director of Philippine Trust Company, also known as PHILTRUST BANK and have been its Independent Director since July 21, 2021.
2. I am also affiliated with the following companies or organizations:

COMPANY/ORGANIZATION	POSITION/RELATIONSHIP	PERIOD OF SERVICE
Manila Bulletin Publishing Corporation	Independent Director	2017 to date
INA Foundation, Inc.	Chairman	2005 to date

3. I possess all the qualifications and none of the disqualifications to serve as an Independent Director of Philtrust Bank, as provided for in Section 38 of the Securities Regulation Code, its Implementing Rules and Regulations and other SEC issuances.
4. I am not related to any director/officer/substantial shareholder of Philtrust Bank and its subsidiaries and affiliates.
5. To the best of my knowledge, I am not the subject of any pending criminal or administrative investigation or proceeding
6. I am not in government services/affiliated with a government agency or GOCC.

7. I shall faithfully and diligently comply with my duties and responsibilities as independent director under the Securities Regulation Code and its Implementing Rules and Regulations, Code of Corporate Governance and other SEC issuances.
8. I shall inform the Corporate Secretary of Philtrust Bank of any changes in the abovementioned information within five days from its occurrence.


Done this MAR 20 2024 at the City of Manila.

  
MARIA GEORGINA P. DE VENECIA  
Affiant

Republic of the Philippines)  
City of Manila ) s.s.

SUBSCRIBED AND SWORN to before me this MAR 20 2024 at the City of Manila  
affiant exhibiting to me her Tax Identification Number

Doc. No. 138 ;  
Page No. 29 ;  
Book No. 11 ;  
Series of 2024.

  
NEMESIO M. DOMINGO  
Commission No. 2023-164  
Notary Public for the City of Manila  
Until December 31, 2024

### CERTIFICATION OF INDEPENDENT DIRECTOR

I, **CALIXTO V. CHIKIAMCO**, Filipino, of legal age and with office address at 15<sup>th</sup> Floor, Pacific Star Building, Sen. Gil Puyat corner Makati Avenue, Makati City, after having been duly sworn to in accordance with law do hereby declare that:


1. I am a nominee for Independent Director of Philippine Trust Company, also known as PHILTRUST BANK and have been its Independent Director since July 21, 2021.
2. I am also affiliated with the following companies or organizations:

COMPANY/ORGANIZATION	POSITION/RELATIONSHIP	PERIOD OF SERVICE
MRM Studios Inc.	Founder and President	2001 to date
Mobilemo Inc.	Founder and Chairman	2010 to date
Heirs of Calixto Chikiamco, Inc.	Director	2000 to date
CBY Inc.	Vice Chairman	1999 to date
Golden Sunrise, Inc.	Director	1984 to date
Foundation for Economic Freedom	President	2010 to date
IDEA Inc.	Director	2009 to date
The Asia Foundation	Consultant	2009 to date
APMC	Director	1985 to date
Four Seas Trading Inc.	President	2008 to date
Lucky Taya Gaming Corp.	President	February 15, 2024 to date

3. I possess all the qualifications and none of the disqualifications to serve as an Independent Director of Philtrust Bank, as provided for in Section 38 of the Securities Regulation Code, its Implementing Rules and Regulations and other SEC issuances.
4. I am not related to any director/officer/substantial shareholder of Philtrust Bank and its subsidiaries and affiliates.
5. To the best of my knowledge, I am not the subject of any pending criminal or administrative investigation or proceeding.
6. I am not in government service/affiliated with a government agency or GOCC.

7. I shall faithfully and diligently comply with my duties and responsibilities as independent director under the Securities Regulation Code and its Implementing Rules and Regulations, Code of Corporate Governance and other SEC issuances.
8. I shall inform the Corporate Secretary of Philtrust Bank of any changes in the abovementioned information within five days from its occurrence.


Done this MAR 15 2024 at the City of Manila.

  
CALIXTO V. CHIKIAMCO  
Affiant

Republic of the Philippines)  
City of Manila ) s.s.

SUBSCRIBED AND SWORN to before me this MAR 15 2024 at the City of Manila  
affiant exhibiting to me his Tax Identification Number

Doc. No. 102 ;  
Page No. 22 ;  
Book No. 11 ;  
Series of 2024.

  
NEMESIO M. DOMINGO  
Commission No. 2023-164  
Notary Public for the City of Manila  
Until December 31, 2024



### CERTIFICATION OF INDEPENDENT DIRECTOR

I, **BEATRICE JANE L. ANG**, Filipino, of legal age and with office address at Philtrust Bank Building, 1000 United Nations Avenue corner San Marcelino Street, Manila, after having been duly sworn to in accordance with law do hereby declare that:

1. I am a nominee for Independent Director of Philippine Trust Company, also known as PHILTRUST BANK and have been its Independent Director since August 23, 2022.
2. I am also affiliated with the following companies or organizations:

COMPANY/ORGANIZATION	POSITION/RELATIONSHIP	PERIOD OF SERVICE
Basic Energy Corporation	Director	2020 – Present
Quindecim Holdings, Inc.	Director	2017 – Present
	Corporate Secretary	2018 – Present
BA Securities, Inc.	Managing Director and Treasurer	2003 – Present
CLMC Group of Companies	Managing Director	2003 – Present
Buddhist Tzu Chi Medical Foundation Philippines, Inc.	Administrator	2019 – Present
Tzu Chi Buddhist Compassion Relief Foundation	Commissioner	1995 – Present
Honorary Consulate of Ukraine in Manila	Honorary Consul	2020 – Present

3. I possess all the qualifications and none of the disqualifications to serve as an Independent Director of Philtrust Bank, as provided for in Section 38 of the Securities Regulation Code, its Implementing Rules and Regulations and other SEC issuances.
4. I am not related to any director/officer/substantial shareholder of Philtrust Bank and its subsidiaries and affiliates.
5. To the best of my knowledge, I am not the subject of any pending criminal or administrative investigation or proceeding

6. I am not in government services/affiliated with a government agency or GOCC.
7. I shall faithfully and diligently comply with my duties and responsibilities as independent director under the Securities Regulation Code and its Implementing Rules and Regulations, Code of Corporate Governance and other SEC issuances.
8. I shall inform the Corporate Secretary of Philtrust Bank of any changes in the abovementioned information within five days from its occurrence.


Done this MAR 14 2024 at the City of Manila.

  
BEATRICE JANE L. ANG  
Affiant

Republic of the Philippines)  
City of Manila ) s.s.

SUBSCRIBED AND SWORN to before me this MAR 14 2024 at the City of Manila  
affiant exhibiting to me her UMID

Doc. No. 92 ;  
Page No. do ;  
Book No. II ;  
Series of 2024.

  
NEMESIO M. DOMINGO  
Commission No. 2023-164  
Notary Public for the City of Manila  
Until December 31, 2024





# PHILTRUST BANK

## PHILIPPINE TRUST COMPANY

PHILTRUST BANK BUILDING  
UNITED NATIONS AVE. CORNER SAN MARCELINO ST.,  
MANILA, PHILIPPINES

TEL.: 8524-90-61 TO 76  
3498-01-90 TO 99  
FAX: 8521-73-09 / 3498-02-00  
SWIFT: PHTBPHMM  
EMAIL: ptc@philtrustbank.com

### STATEMENT OF MANAGEMENT'S RESPONSIBILITY FOR FINANCIAL STATEMENTS

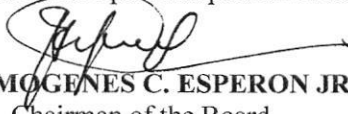
The management of **PHILTRUST BANK (Philippine Trust Company)** is responsible for the preparation and fair presentation of the financial statements including the schedules attached therein, for the years ended December 31, 2023 and 2022, in accordance with the prescribed financial reporting framework indicated therein, and for such internal control as management determines is necessary to enable the preparation of financial statements that are free from material misstatement, whether due to fraud and error.

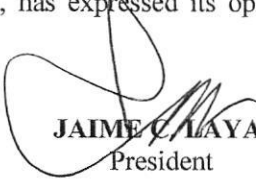
In preparing the financial statements, management is responsible for assessing the Bank's ability to continue as a going concern, disclosing, as applicable matters related to going concern and using the going concern basis of accounting unless management either intends to liquidate the Bank or to cease operations, or has no realistic alternative but to do so.


The Board of Directors is responsible in overseeing the Bank's financial reporting process.

The Board of Directors reviews and approves the financial statements including the schedules attached therein, and submits the same to the stockholders.

**REYES TACANDONG & CO.,** the independent auditor appointed by the stockholders, has audited the financial statements of the Bank in accordance with Philippine Standards on Auditing, and in its report to the stockholders or members, has expressed its opinion on the fairness of presentation upon completion of such audit.

  
**GEN. HERMOGENES C. ESPERON JR. (Ret.)**  
Chairman of the Board

  
**JAIME C. LAYA**  
President

  
**LUISA A. LUCIN**  
Chief Finance Officer

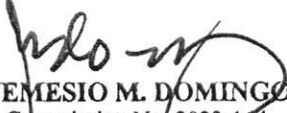
REPUBLIC OF THE PHILIPPINES)  
CITY OF MANILA )s.s.

**MAR 19 2024**

Subscribed and sworn to before me this \_\_\_\_\_, affiants exhibiting to me their respective Tax Identification Numbers, as follows:

Gen. Hermogenes C. Esperon Jr. (Ret)  
Jaime C. Laya  
Luisa A. Lucin

Doc. No. 119  
Page No. 25  
Book No. II  
Series of 2024

  
**NEMESIO M. DOMINGO**  
Commission No. 2023-164  
Notary Public for the City of Manila  
Until December 31, 2024

March 19, 2024





## INDEPENDENT AUDITORS' REPORT

The Stockholders and the Board of Directors  
 Philippine Trust Company (Philtrust Bank)  
 Philtrust Bank Building, 1000 United Nations Avenue  
 corner San Marcelino Street, Manila

### Report on the Financial Statements

#### Opinion

We have audited the accompanying financial statements of Philippine Trust Company (Philtrust Bank) (the Bank), which comprise the statements of financial position as at December 31, 2023 and 2022, and the statements of income, statements of comprehensive income, statements of changes in equity and statements of cash flows for the years ended December 31, 2023, 2022 and 2021, and notes to financial statements, including material accounting policy information.

In our opinion, the financial statements present fairly, in all material respects, the financial position of the Bank as at December 31, 2023 and 2022, and its financial performance and its cash flows for the years ended December 31, 2023, 2022 and 2021 in accordance with Philippine Financial Reporting Standards (PFRS).

#### Basis for Opinion


We conducted our audits in accordance with Philippine Standards on Auditing (PSA). Our responsibilities under those standards are further described in the *Auditors' Responsibilities for the Audit of the Financial Statements* section of our report. We are independent of the Bank in accordance with the Code of Ethics for Professional Accountants in the Philippines (Code of Ethics) together with the ethical requirements that are relevant to the audit of the financial statements in the Philippines, and we have fulfilled our other ethical responsibilities in accordance with these requirements and the Code of Ethics. We believe that the audit evidence we have obtained is sufficient and appropriate to provide a basis for our opinion.

#### Key Audit Matters

Key audit matters are those matters that, in our professional judgment, were of most significance in our audit of the financial statements as at and for the year ended December 31, 2023. These matters were addressed in the context of our audit of the financial statements taken as a whole, and in forming our opinion thereon, and we do not provide a separate opinion on these matters.

#### Accounting for Investment Securities

The Bank has investment securities, which consist of financial assets at amortized cost and financial assets at fair value through other comprehensive income (FVOCI) amounting to ₱107,994.8 million and ₱19,482.0 million, respectively, as at December 31, 2023. The accounting for these investment securities is considered significant to our audit because in aggregate, it comprises 72.25% of the total assets, and is substantial in relation to the financial statements taken as a whole.





We have assessed the propriety of the recognition, classification and measurement, as well as management's assessment of impairment of these investment securities. Our audit procedures, included, among others, (a) understanding of the financial asset management and recording process; (b) verifying the existence of these investment securities by obtaining confirmations from custodians and examination of underlying documents; (c) evaluating the propriety of the classification of the investment securities based on a duly approved business model; (d) testing the reasonableness of recognized interest income and the changes in fair values of financial assets at FVOCI; and (e) evaluating management's assessment of impairment losses on financial assets based on expected credit losses.

We also reviewed the relevant disclosures affecting investment securities which are included in Note 8 to the financial statements.

Completeness and Accuracy of Loans and Receivables and related Interest Income

The Bank has continued to utilize its traditional procedures and processes in maintaining loan records. Worksheets were prepared to summarize the terms and relevant information of the outstanding loans. Outstanding loans and receivables as at December 31, 2023 amounting to ₱26,533.5 million, net of allowance for credit and impairment losses, represent 15.04% of the Bank's total assets. Moreover, the related interest income on loans and receivables amounting to ₱1,685.9 million in 2023 represents 19.95% of the total revenue.

Due to the significant volume of transactions and various payment terms and conditions of the loan accounts, extensive manual procedures were performed to ensure the completeness and validity of the loans and receivables, reasonableness of the interest income and accrued interest, and timely and proper monitoring of loan account status.

Our audit procedures included, among others, (a) obtaining an understanding of the recording and loan administration processes; (b) verifying the spreadsheet summary of significant loan accounts prepared by the Bank by comparing the same with relevant loan documents and ensuring the completeness of loan records; (c) re-computing the interest income and accrued interest of significant loan accounts in accordance with the terms and conditions reflected in the loan summaries; and (d) validating the status of the significant loan accounts on a sample basis.

We also reviewed the relevant disclosures affecting loans and receivables and interest income which are presented in Note 9 to the financial statements.

Adequacy of Allowance for Credit and Impairment Losses on Loans and Receivables

The Bank recognized allowance for credit and impairment losses on loans and receivables amounting to ₱3,310.1 million as at December 31, 2023 using the expected credit loss (ECL) model.

The Bank's allowance for credit and impairment losses on loans and receivables is significant to our audit because it involves the exercise of significant management judgment, which include, among others, (a) determining the appropriate groupings of the Bank's credit risk exposures to establish the portfolio of counterparties with similar credit risk characteristics; (b) defining what constitutes a default; (c) determining the appropriate method to estimate the ECL; (d) identifying the exposures with significant increase in credit risk; (e) determining the relevant assumptions to be used in the ECL model; and (f) incorporating the appropriate forward-looking information in the ECL calculation.





Our audit procedures include understanding the methodologies and ECL model used by the Bank and assessing the compliance with the key requirements of PFRS 9, *Financial Instruments*. We have performed an independent assessment of the significant management judgment incorporated in and used in the preparation of the ECL model.

We have also assessed the reliability of the data used in the ECL model through inspection of the source data. On a sample basis, we have also performed recalculation of the allowance and provision for credit and impairment losses on loans and receivables.

We also checked the adequacy of disclosures made by the Bank in relation to the requirements of PFRS 9 and the discussion of the methodologies used and the related financial impact as disclosed in Notes 4, 9 and 13 to the financial statements.

#### *Other Information*

Management is responsible for the other information. The other information comprises the information included in the SEC Form 20-IS (Definitive Information Statement), SEC Form 17-A and Annual Report for the year ended December 31, 2023, but does not include the financial statements and our auditors' report thereon. The SEC Form 20-IS (Definitive Information Statement), SEC Form 17-A and Annual Report for the year ended December 31, 2023 are expected to be made available to us after the date of this auditors' report.

Our opinion on the financial statements does not cover the other information and we will not express any form of assurance conclusion thereon.


In connection with our audits of the financial statements, our responsibility is to read the other information identified in the foregoing when these become available and, in doing so, consider whether the other information is materially inconsistent with the financial statements or our knowledge obtained in the audit or otherwise appears to be materially misstated.

#### *Responsibilities of Management and Those Charged with Governance for the Financial Statements*

Management is responsible for the preparation and fair presentation of these financial statements in accordance with PFRS, and for such internal control as management determines is necessary to enable the preparation of financial statements that are free from material misstatement, whether due to fraud or error.

In preparing the financial statements, management is responsible for assessing the Bank's ability to continue as a going concern, disclosing, as applicable, matters related to going concern and using the going concern basis of accounting unless management either intends to liquidate the Bank or to cease operations, or has no realistic alternative but to do so.

Those charged with governance are responsible for overseeing the Bank's financial reporting process.






*Auditors' Responsibilities for the Audit of the Financial Statements*

Our objectives are to obtain reasonable assurance about whether the financial statements as a whole are free from material misstatement, whether due to fraud or error, and to issue an auditors' report that includes our opinion. Reasonable assurance is a high level of assurance, but is not a guarantee that an audit conducted in accordance with PSA will always detect a material misstatement when it exists. Misstatements can arise from fraud or error and are considered material if, individually or in the aggregate, these could reasonably be expected to influence the economic decisions of users taken on the basis of the financial statements.

As part of an audit in accordance with PSA, we exercise professional judgment and maintain professional skepticism throughout the audit. We also:

- Identify and assess the risks of material misstatement of the financial statements, whether due to fraud or error, design and perform audit procedures responsive to those risks, and obtain audit evidence that is sufficient and appropriate to provide a basis for our opinion. The risk of not detecting a material misstatement resulting from fraud is higher than for one resulting from error, as fraud may involve collusion, forgery, intentional omissions, misrepresentations, or the override of internal control.
- Obtain an understanding of internal control relevant to the audit in order to design audit procedures that are appropriate in the circumstances, but not for the purpose of expressing an opinion on the effectiveness of the Bank's internal control.
- Evaluate the appropriateness of accounting policies used and the reasonableness of accounting estimates and related disclosures made by management.
- Conclude on the appropriateness of management's use of the going concern basis of accounting and, based on the audit evidence obtained, whether a material uncertainty exists related to events or conditions that may cast significant doubt on the Bank's ability to continue as a going concern. If we conclude that a material uncertainty exists, we are required to draw attention in our auditors' report to the related disclosures in the financial statements or, if such disclosures are inadequate, to modify our opinion. Our conclusions are based on the audit evidence obtained up to the date of our auditors' report. However, future events or conditions may cause the Bank to cease to continue as a going concern.
- Evaluate the overall presentation, structure and content of the financial statements, including the disclosures, and whether the financial statements represent the underlying transactions and events in a manner that achieves fair presentation.

We communicate with those charged with governance regarding, among other matters, the planned scope and timing of the audit and significant audit findings, including any significant deficiencies in internal control that we identify during our audits.





We also provide those charged with governance with a statement that we have complied with relevant ethical requirements regarding independence, and to communicate with them all relationships and other matters that may reasonably be thought to bear on our independence, and where applicable, related safeguards.

From the matters communicated with those charged with governance, we determine those matters that were of most significance in the audit of the financial statements of the current year and are therefore considered key audit matters. We describe these matters in our auditors' report unless law or regulation precludes public disclosure about the matter or when, in extremely rare circumstances, we determine that a matter should not be communicated in our report because the adverse consequences of doing so would reasonably be expected to outweigh the public interest benefits of such communication.

The engagement partner on the audit resulting in this independent auditors' report is Haydee M. Reyes.

**Report on the Supplementary Information Required under Revenue Regulations No. 15-2010 of the Bureau of Internal Revenue**

Our audits were conducted for the purpose of forming an opinion on the basic financial statements taken as a whole. The supplementary information required by the Bureau of Internal Revenue as at and for the year ended December 31, 2023 on taxes and licenses in Note 30 to financial statements is presented for purposes of filing with the Bureau of Internal Revenue and is not a required part of the basic financial statements. Such supplementary information is the responsibility of the management of Philippine Trust Company (Philtrust Bank). The supplementary information has been subjected to the auditing procedures applied in the audits of the basic financial statements and in our opinion, is fairly stated, in all material respects, in relation to the basic financial statements taken as a whole.

**REYES TACANDONG & Co.**

HAYDEE M. REYES

Partner

CPA Certificate No. 83522

Tax Identification No. 102-095-265-000

BOA Accreditation No. 4782; Valid until April 13, 2024

BIR Accreditation No. 08-005144-006-2022


Valid until October 16, 2025

PTR No. 10072408

Issued January 2, 2024, Makati City

March 19, 2024

Makati City, Metro Manila






**PHILIPPINE TRUST COMPANY (PHILTRUST BANK)**

**STATEMENTS OF FINANCIAL POSITION**

*Amounts in Thousands*

		<b>December 31</b>	
	Note	2023	2022
<b>ASSETS</b>			
Cash and other cash items	6	<b>₱1,087,157</b>	₱1,035,708
Due from Bangko Sentral ng Pilipinas	6	<b>11,579,430</b>	17,194,897
Due from other banks	6	<b>1,169,066</b>	1,196,557
Securities purchased under resale agreement	7	<b>2,336,535</b>	1,381,191
Investment securities	8	<b>127,476,800</b>	121,411,352
Loans and receivables	9	<b>26,533,533</b>	21,074,445
Property and equipment	10	<b>3,304,479</b>	3,187,581
Investment properties	11	<b>2,220,428</b>	2,005,435
Deferred tax assets – net	26	<b>372,194</b>	544,689
Other assets	12	<b>357,016</b>	323,510
		<b>₱176,436,638</b>	₱169,355,365
<b>LIABILITIES AND EQUITY</b>			
<b>Liabilities</b>			
Deposit liabilities	14	<b>₱151,698,140</b>	₱147,072,526
Accrued interest, taxes and other expenses	15	<b>376,773</b>	208,389
Manager's checks		<b>155,863</b>	142,903
Unearned interest	8	<b>392,861</b>	–
Lease liabilities	24	<b>303,940</b>	193,870
Other liabilities	16	<b>335,838</b>	269,224
Total Liabilities		<b>153,263,415</b>	147,886,912
<b>Equity</b>			
Capital stock	18	<b>10,000,000</b>	10,000,000
Reserves	18	<b>72,500</b>	72,320
Retained earnings		<b>15,928,534</b>	15,351,835
Other equity reserves		<b>(2,827,811)</b>	(3,955,702)
Total Equity		<b>23,173,223</b>	21,468,453
		<b>₱176,436,638</b>	₱169,355,365

*See accompanying Notes to Financial Statements.*




**PHILIPPINE TRUST COMPANY (PHILTRUST BANK)**

**STATEMENTS OF INCOME**

*Amounts in Thousands, except Basic and Diluted Earnings per Share*

		<b>Years Ended December 31</b>		
	Note	2023	2022	2021
<b>INTEREST INCOME ON:</b>				
Investment securities	8	<b>₱6,228,442</b>	₱3,804,370	₱2,746,773
Loans and receivables	9	<b>1,685,932</b>	1,128,101	1,048,431
Deposits from Bangko Sentral ng Pilipinas and other banks	6	<b>386,719</b>	557,439	560,440
Securities purchased under resale agreement	7	<b>149,497</b>	69,579	49,287
		<b>8,450,590</b>	5,559,489	4,404,931
<b>INTEREST EXPENSE ON DEPOSIT LIABILITIES</b>	14	<b>5,308,184</b>	2,738,469	1,936,965
<b>NET INTEREST INCOME</b>		<b>3,142,406</b>	2,821,020	2,467,966
<b>NET PROVISION (REVERSAL OF ALLOWANCE) FOR CREDIT AND IMPAIRMENT LOSSES</b>	13	<b>(831,398)</b>	(157,393)	254,429
<b>OTHER INCOME</b>				
Gain on:				
Sale of investment securities	8	<b>634,343</b>	250,257	770,545
Foreclosure of properties	11	<b>106,473</b>	140,884	36,210
Sale of investment properties	11	<b>7,378</b>	28,564	265,347
Service fees and commissions		<b>62,691</b>	56,222	46,846
Net foreign exchange gains		<b>36,295</b>	163,154	49,473
Others - net	20	<b>77,510</b>	128,054	87,962
		<b>924,690</b>	767,135	1,256,383
<b>OPERATING EXPENSES</b>				
Compensation and employee benefits	21	<b>1,012,151</b>	925,607	874,323
Occupancy and equipment-related expenses	22	<b>208,817</b>	179,641	176,255
Others	23	<b>1,381,558</b>	1,206,997	1,037,612
		<b>2,602,526</b>	2,312,245	2,088,190
<b>INCOME BEFORE INCOME TAX</b>		<b>2,295,968</b>	1,433,303	1,381,730
<b>INCOME TAX EXPENSE</b>	26	<b>1,266,859</b>	688,017	555,392
<b>NET INCOME</b>		<b>₱1,029,109</b>	₱745,286	₱826,338
<b>BASIC AND DILUTED EARNINGS PER SHARE</b>	19	<b>₱1.03</b>	₱0.75	₱0.83

*See accompanying Notes to Financial Statements.*






**PHILIPPINE TRUST COMPANY (PHILTRUST BANK)**

**STATEMENTS OF COMPREHENSIVE INCOME**

*Amounts in Thousands*

	Note	Years Ended December 31		
		2023	2022	2021
<b>NET INCOME</b>		<b>₱1,029,109</b>	<b>₱745,286</b>	<b>₱826,338</b>
<b>OTHER COMPREHENSIVE INCOME (LOSS)</b>				
<i>Items to be reclassified to profit or loss:</i>				
Net unrealized gains (losses) on fair value changes of debt securities	8	599,836	(5,025,011)	(1,167,794)
Translation adjustment		9,664	132,647	48,968
<i>Items not to be reclassified to profit or loss:</i>				
Net unrealized gains (losses) on fair value changes of equity securities	8	65,408	(446,917)	(553,175)
Remeasurement gain (loss) on retirement liability, net of deferred tax	21	753	(525)	(474)
		<b>675,661</b>	<b>(5,339,806)</b>	<b>(1,672,475)</b>
<b>TOTAL COMPREHENSIVE INCOME (LOSS)</b>		<b>₱1,704,770</b>	<b>(₱4,594,520)</b>	<b>(₱846,137)</b>

*See accompanying Notes to Financial Statements.*




**PHILIPPINE TRUST COMPANY (PHILTRUST BANK)**

**STATEMENTS OF CHANGES IN EQUITY**

*Amounts in Thousands*

		<b>Years Ended December 31</b>		
	Note	2023	2022	2021
<b>CAPITAL STOCK</b>	18	<b>₱10,000,000</b>	₱10,000,000	₱10,000,000
<b>RESERVES</b>	18			
Balance at beginning of year		72,320	72,320	72,320
Additional appropriation		180	—	—
Balance at end of year		72,500	72,320	72,320
<b>RETAINED EARNINGS</b>				
Balance at beginning of year		15,351,835	14,675,066	13,848,728
Net income		1,029,109	745,286	826,338
Realized fair value loss	8	(452,230)	(68,517)	—
Appropriation to reserve for self-insurance	18	(180)	—	—
Balance at end of year		15,928,534	15,351,835	14,675,066
<b>OTHER EQUITY RESERVES</b>				
<b>Cumulative Unrealized Gains (Losses) on Fair Value Changes of Investment Securities</b>	8			
Balance at beginning of year		(4,284,805)	1,118,606	2,839,575
Net unrealized gains (losses)		665,244	(5,471,928)	(1,720,969)
Realized fair value loss		452,230	68,517	—
Balance at end of year		(3,167,331)	(4,284,805)	1,118,606
<b>Cumulative Translation Adjustment</b>				
Balance at beginning of year		321,907	189,260	140,292
Translation adjustment		9,664	132,647	48,968
Balance at end of year		331,571	321,907	189,260
<b>Cumulative Remeasurement Gains on Retirement Liability</b>	21			
Balance at beginning of year		7,196	7,721	8,195
Net remeasurement gain (loss), net of deferred tax and effect of change in tax rate		753	(525)	(474)
Balance at end of year		7,949	7,196	7,721
		(2,827,811)	(3,955,702)	1,315,587
		<b>₱23,173,223</b>	₱21,468,453	₱26,062,973

*See accompanying Notes to Financial Statements.*




**PHILIPPINE TRUST COMPANY (PHILTRUST BANK)**

**STATEMENTS OF CASH FLOWS**

*Amounts in Thousands*


		<b>Years Ended December 31</b>		
	Note	2023	2022	2021
<b>CASH FLOWS FROM OPERATING ACTIVITIES</b>				
Income before income tax		₱2,295,968	₱1,433,303	₱1,381,730
Adjustments for:				
Net provision (reversal of allowance) for credit and impairment losses:	13			
Loans and receivables		(821,496)	—	113,322
Investment securities		(9,902)	(157,393)	141,107
Gain on sale of:				
Investment securities	8	(634,343)	(250,257)	(770,545)
Investment properties	11	(7,378)	(28,564)	(265,347)
Property and equipment	10	(164)	(43,103)	(2,237)
Depreciation and amortization	10	194,833	175,035	148,379
Gain on foreclosure of properties	11	(106,473)	(140,884)	(36,210)
Amortization of premium/discount of investment securities	8	88,201	137,992	(2,033,094)
Retirement benefits	21	50,705	54,192	51,067
Accretion on receivable	9	(43,969)	—	—
Provision for impairment losses on investment properties	11	19,380	40,689	—
Interest expense on lease liabilities	24	11,307	9,999	8,961
Dividend income	20	(4,143)	(14,557)	(15,223)
Gain on pre-termination of lease contract	24	(705)	—	—
Operating income (loss) before working capital changes		1,031,821	1,216,452	(1,278,090)
Decrease (increase) in:				
Loans and receivables		(3,581,709)	(2,610,422)	157,110
Other assets		(38,020)	(69,805)	(32,259)
Increase (decrease) in:				
Deposit liabilities		4,625,614	1,757,847	4,487,098
Manager's checks		12,960	(185,900)	234,638
Accrued interest, taxes and other expenses		168,384	52,328	(73,174)
Unearned interest		392,861	—	—
Other liabilities		67,356	33,171	8,010
Net cash generated from operations		2,679,267	193,671	3,503,333
Income tax paid		(1,094,614)	(653,512)	(435,490)
Contributions to the retirement fund	21	(50,443)	(54,010)	(51,009)
Net cash provided by (used in) operating activities		1,534,210	(513,851)	3,016,834
<b>CASH FLOWS FROM INVESTING ACTIVITIES</b>				
Additions to:				
Investment securities	8	(699,521,625)	(514,199,641)	(289,667,719)
Property and equipment	10	(94,654)	(420,808)	(269,543)
Computer software	12	(5,467)	(611)	(24,763)

(Forward)



Years Ended December 31				
	Note	2023	2022	2021
Proceeds from:				
Maturities/disposal of investment securities	8	₱693,244,543	₱477,585,883	₱275,036,396
Sale of investment properties	11	24,784	52,353	340,218
Sale of property and equipment	10	11,165	167,837	132,004
Dividend received		1,614	14,557	15,223
Net cash used in investing activities		(6,339,640)	(36,800,430)	(14,438,184)
<b>CASH FLOW FROM A FINANCING ACTIVITY</b>				
Payments of lease liabilities	24	(73,662)	(61,266)	(54,527)
<b>EFFECT OF EXCHANGE RATE CHANGES ON CASH AND CASH EQUIVALENTS</b>				
		242,927	132,647	48,968
<b>NET DECREASE IN CASH AND CASH EQUIVALENTS</b>		<b>(4,636,165)</b>	<b>(37,242,900)</b>	<b>(11,426,909)</b>
<b>CASH AND CASH EQUIVALENTS AT BEGINNING OF YEAR</b>				
Cash and other cash items		1,035,708	966,923	1,053,253
Due from Bangko Sentral ng Pilipinas		17,194,897	41,936,529	53,609,068
Due from other banks		1,196,557	2,196,721	2,056,689
Securities purchased under resale agreement		1,381,191	12,951,080	12,759,152
		20,808,353	58,051,253	69,478,162
<b>CASH AND CASH EQUIVALENTS AT END OF YEAR</b>				
Cash and other cash items	6	1,087,157	1,035,708	966,923
Due from Bangko Sentral ng Pilipinas	6	11,579,430	17,194,897	41,936,529
Due from other banks	6	1,169,066	1,196,557	2,196,721
Securities purchased under resale agreement	7	2,336,535	1,381,191	12,951,080
		₱16,172,188	₱20,808,353	₱58,051,253
<b>OPERATING CASH FLOWS FROM INTEREST</b>				
Interest received		₱8,872,824	₱5,724,714	₱4,481,248
Interest paid		5,279,862	2,700,256	1,985,170
<b>NONCASH INFORMATION</b>				
Recognition of:				
Receivable resulting from sale of investment in quoted equity instruments	8	₱1,199,662	₱—	₱—
Right-of-use assets	10	179,044	64,629	42,904
Lease liabilities	24	178,174	64,629	42,904
Foreclosure of properties	11	296,748	440,657	95,970

See accompanying Notes to Financial Statements.



## PHILIPPINE TRUST COMPANY (PHILTRUST BANK)

### NOTES TO FINANCIAL STATEMENTS

*Amounts in Thousands*

#### 1. General Information

Philippine Trust Company (Philtrust Bank) (the Bank) was incorporated in the Philippines and registered with the Securities and Exchange Commission (SEC) and the Bangko Sentral ng Pilipinas (BSP). The Bank is primarily engaged in commercial banking. The Bank offers a wide range of products and services such as deposit products, loans, international services, treasury and trust functions. The Bank also provides investment management, estate administration, escrow services, insurance and pension plans, stock registry and transfer services.

The Bank is one of the oldest private commercial banks in the Philippines and was issued with a Certificate of Incorporation by the SEC on October 21, 1916.

The Bank has its primary listing on the Philippine Stock Exchange, Inc. (PSE) on February 17, 1988.

The Bank was conferred full universal bank status on June 5, 2007.

As at December 31, 2023 and 2022, the Bank operates a total of 61 branches. The Bank has 78 automated teller machines (ATM): 53 on-site distributed at its head office and branches and 25 off-site in 2023 and 76 ATM: 51 on-site and 25 off-site in 2022.

The principal office of the Bank is at Philtrust Bank Building, 1000 United Nations Avenue corner San Marcelino Street, Manila.

#### Approval of the Financial Statements


The financial statements of the Bank as at December 31, 2023 and 2022 and for the years ended December 31, 2023, 2022 and 2021 were approved and authorized for issuance by the Board of Directors (BOD) on March 19, 2024, as recommended for approval by the Audit Committee on March 15, 2024.

#### 2. Material Accounting Policy Information

##### Basis of Preparation and Statement of Compliance

The financial statements have been prepared in compliance with the Philippine Financial Reporting Standards (PFRS) issued by the Philippine Financial and Sustainability Reporting Standards Council and adopted by the SEC.

This financial reporting framework includes PFRS, Philippine Accounting Standards (PAS), Philippine Interpretations from International Financial Reporting Interpretations Committee (IFRIC), and the SEC provisions. The accounting principles adopted by the Bank were consistently applied with those in the previous years.



### Measurement Bases

The financial statements have been prepared on a historical cost basis, except for:

- Financial assets measured at fair value through other comprehensive income (FVOCI).
- Retirement liability that is carried at the present value of defined benefit obligation less fair value of plan asset.
- Lease liability recognized at the present value of the unpaid lease payments.

Historical cost is generally based on the fair value of the consideration given in exchange for an asset and fair value of the consideration received in exchange for incurring a liability. Fair value is the price that would be received to sell an asset or paid to transfer a liability in an orderly transaction between market participants at the measurement date.

The Bank uses observable market data as far as possible when measuring the fair value of an asset or a liability. Fair values are categorized into different levels in a fair value hierarchy based on inputs used in the valuation techniques as follows:

- Level 1 - quoted (unadjusted) market prices in active market for identical assets or liabilities;
- Level 2 - valuation techniques for which the lowest level of input that is significant to the fair value measurement is directly or indirectly observable;
- Level 3 - valuation techniques for which the lowest level of input that is significant to the fair value measurement is unobservable.

If the inputs used to measure the fair value of an asset or a liability might be categorized in different levels of the fair value hierarchy, then the fair value measurement is categorized in its entirety in the same level of the fair value hierarchy as the lowest level input that is significant to the entire measurement.

The Bank recognizes transfers between levels of the fair value hierarchy at the end of the reporting year during which the change has occurred.


Information about the assumptions made in measuring fair values is included in Note 4, *Financial Risk Management*.

### Functional and Presentation Currency

The financial statements are presented in Philippine Peso. The financial statements of the Bank include the accounts maintained in the Regular Banking Unit (RBU) and Foreign Currency Deposit Unit (FCDU). Items in the financial statements of each banking unit are measured using the currency of the primary economic environment in which the banking unit operates (the functional currency).

The functional currency of the RBU and FCDU is the Philippine Peso and United States Dollar (USD), respectively. For financial reporting purposes, the FCDU accounts are translated into their equivalent amounts in Philippine Peso. The financial statements of RBU and FCDU are combined after eliminating inter-unit accounts.

All values are rounded to the nearest thousands, unless otherwise indicated.



### **Presentation of Financial Statements**

The Bank presents its statements of financial position broadly in the order of liquidity. An analysis of recoveries or settlements within 12 months after the reporting date (current) and more than 12 months after the reporting date (non-current) is presented in Note 17, *Classification of Assets and Liabilities*.

### **Adoption of Amendments to PFRS**

The accounting policies adopted are consistent with those of the previous financial year, except for the adoption of the following amendments to PFRS effective January 1, 2023:

- Amendments to PAS 1, *Presentation of Financial Statements*, and PFRS Practice Statement 2, *Making Materiality Judgments - Disclosure Initiative - Accounting Policies* – The amendments require an entity to disclose its material accounting policies, instead of its significant accounting policies and provide guidance on how an entity applies the concept of materiality in making decisions about accounting policy disclosures. In assessing the materiality of accounting policy information, entities need to consider both the size of the transactions, other events or conditions and its nature. The amendments clarify (1) that accounting policy information may be material because of its nature, even if the related amounts are immaterial, (2) that accounting policy information is material if users of an entity's financial statements would need it to understand other material information in the financial statements, and (3) if an entity discloses immaterial accounting policy information, such information should not obscure material accounting policy information. In addition, PFRS Practice Statement 2 is amended by adding guidance and examples to explain and demonstrate the application of the 'four-step materiality process' to accounting policy information.
- Amendments to PAS 8, *Accounting Policies, Changes in Accounting Estimates and Errors - Definition of Accounting Estimates* – The amendments clarify the distinction between changes in accounting estimates and changes in accounting policies, and the correction of errors. Under the new definition, accounting estimates are "monetary amounts in financial statements that are subject to measurement uncertainty". An entity develops an accounting estimate if an accounting policy requires an item in the financial statements to be measured in a way that involves measurement uncertainty. The amendments clarify that a change in accounting estimate that results from new information or new developments is not a correction of an error, and that the effects of a change in an input or a measurement technique used to develop an accounting estimate are changes in accounting estimates if they do not result from the correction of prior period errors. A change in an accounting estimate may affect only the profit or loss in the current period, or the profit or loss of both the current and future periods.
- Amendments to PAS 12, *Income Taxes - Deferred Tax Related Assets and Liabilities from a Single Transaction* – The amendments require companies to recognize deferred tax on transactions that, on initial recognition, give rise to equal amounts of taxable and deductible temporary differences.
- Amendments to PAS 1, *Classification of Liabilities as Current or Noncurrent* – The amendments clarify the requirements for an entity to have the right to defer settlement of the liability for at least 12 months after the reporting period. The amendments also specify and clarify the following: (i) an entity's right to defer settlement must exist at the end of the reporting period, (ii) the classification is unaffected by management's intentions or expectations about whether the entity will exercise its right to defer settlement, (iii) how lending conditions affect classification, and (iv) requirements for classifying liabilities where an entity will or may settle by issuing its own equity instruments.

The adoption of the amendments to PFRS did not materially affect the financial statements of the Bank. Additional disclosures were included in the financial statements, as applicable.

**Amendments to PFRS Issued but Not yet Effective**

Relevant amendments to PFRS, which are not yet effective as at December 31, 2023 and have not been applied in preparing the financial statements, are summarized below.

Effective for annual periods beginning on or after January 1, 2024:

- Amendments to PFRS 16, *Leases - Lease Liability in a Sale and Leaseback* – The amendments clarify that the liability that arises from a sale and leaseback transaction, that satisfies the requirements in PFRS 15, *Revenue from Contracts with Customers*, to be accounted for as a sale, is a lease liability to which PFRS 16 applies and give rise to a right-of-use asset. For the subsequent measurement, the seller-lessee shall determine ‘lease payments’ or ‘revised lease payments’ in a way that the seller-lessee would not recognize any amount of the gain or loss that relates to the right of use retained by the seller-lessee. Applying this subsequent measurement does not prevent the seller-lessee from recognizing any gain or loss relating to the partial or full termination of a lease. Any gain or loss relating to the partial or full termination of the lease does not relate to the right of use retained but to the right of use terminated. The amendments must be applied retrospectively. Earlier application is permitted.
- Amendments to PAS 1, *Noncurrent Liabilities with Covenants* – The amendments clarified that covenants to be complied with after the reporting date do not affect the classification of debt as current or noncurrent at the reporting date. Instead, the amendments require the entity to disclose information about these covenants in the notes to the financial statements. The amendments must be applied retrospectively. Earlier application is permitted. If applied in earlier period, the Company shall also apply Amendments to PAS 1 - *Classification of Liabilities as Current or Noncurrent* for that period.

Effective for annual periods beginning on or after January 1, 2025:

- Amendments to PAS 21, *The Effects of Changes in Foreign Exchange Rates - Lack of Exchangeability* – The amendments clarify when a currency is considered exchangeable into another currency and how an entity determines the exchange rate for currencies that lack exchangeability. The amendments also introduce new disclosure requirements to help users of financial statements assess the impact when a currency is not exchangeable. An entity does not apply the amendments retrospectively. Instead, an entity recognizes any effect of initially applying the amendments as an adjustment to the opening balance of retained earnings when the entity reports foreign currency transactions. When an entity uses a presentation currency other than its functional currency, it recognizes the cumulative amount of translation differences in equity. Earlier application is permitted.

Under prevailing circumstances, the adoption of the foregoing amendments to PFRS is not expected to have any material effect on the financial statements of the Bank. Additional disclosures will be included in the notes to financial statements, as applicable.



## **Financial Instruments**

*Date of Recognition.* The Bank recognizes a financial asset or a liability in the statement of financial position when the Bank becomes a party to the contractual provisions of a financial instrument. In the case of a regular way purchase or sale of financial assets, recognition and derecognition, as applicable, is done using settlement date accounting.

*Initial Recognition and Measurement.* Financial instruments are recognized initially at fair value, which is the fair value of the consideration given (in case of an asset) or received (in case of a liability). The initial measurement of financial instruments, except for those designated at fair value through profit or loss (FVPL), includes transaction cost.

*“Day 1” Difference.* Where the transaction in a non-active market is different from the fair value of other observable current market transactions in the same instrument or based on a valuation technique whose variables include only data from observable market, the Bank recognizes the difference between the transaction price and fair value (a “Day 1” difference) in profit or loss. In cases where there is no observable data on inception, the Bank deems the transaction price as the best estimate of fair value and recognizes “Day 1” difference in profit or loss when the inputs become observable or when the instrument is derecognized. For each transaction, the Bank determines the appropriate method of recognizing the “Day 1” difference.

## **Financial Assets**

*Classification.* The Bank classifies its financial assets at initial recognition under the following categories: (a) financial assets at FVPL, (b) financial assets at FVOCI and (c) financial assets at amortized cost.

The classification of a financial asset largely depends on the Bank’s business model and its contractual cash flow characteristics.

The Bank does not have financial assets at FVPL as at December 31, 2023 and 2022.

*Financial Assets at FVOCI - Debt Securities.* For debt securities that are not designated at FVPL under the fair value option, the financial assets are measured at FVOCI if both of the following conditions are met:

- the financial asset is held within a business model whose objective is to hold financial assets in order to collect contractual cash flows and sell the financial assets; and
- the contractual terms of the financial asset give rise, on specified dates, to cash flows that are solely payments of principal and interest on the principal amount outstanding.

These debt securities are initially measured at fair value plus transaction costs. After initial recognition, interest income (calculated using the effective interest rate method), foreign currency gains or losses and impairment losses of debt securities measured at FVOCI are recognized directly in profit or loss. Fair value changes are recognized in other comprehensive income and presented in the equity section of the statement of financial position. When the financial asset is derecognized, the cumulative gains or losses previously recognized in other comprehensive income are reclassified from equity to profit or loss as a reclassification adjustment.

Investments in government securities are included in this category.

*Financial Assets at FVOCI - Equity Instruments.* On initial recognition, equity instruments that are not held for trading may be irrevocably designated as a financial asset measured at FVOCI.

Dividends from equity instruments held at FVOCI are recognized in profit or loss when the right to receive payment is established, unless the dividend clearly represents a recovery of part of the cost of the investment. Foreign currency gains or losses and unrealized gains or losses from equity instruments are recognized in other comprehensive income and presented in the equity section of the statement of financial position. These fair value changes are recognized in equity and are not reclassified to profit or loss in subsequent years. On disposal of these equity securities, any cumulative gains or losses will be reclassified to retained earnings.

Quoted and unquoted equity securities are classified under this category.

*Financial Assets at Amortized Cost.* Financial assets should be measured at amortized cost if both of the following conditions are met:

- it is held within a business model whose objective is to hold financial assets in order to collect contractual cash flows; and
- its contractual terms give rise, on specified dates, to cash flows that are solely payments of principal and interest on the principal amount outstanding.

Financial assets at amortized cost are subsequently measured at amortized cost using the effective interest method, less any allowance for credit and impairment losses. Amortized cost is calculated by taking into account any discount or premium on acquisition and fees that are an integral part of the effective interest rate.

Gains and losses are recognized in profit or loss when the financial assets are derecognized and through the amortization process.

Cash and other cash items, due from BSP and other banks, securities purchased under resale agreement, loans and receivables, government securities and corporate bonds (presented under "Investment securities" account), refundable deposits, other investments and returned checks and other cash items (RCOCI), included under "Other assets" account, are classified under this category.

*Reclassification.* The Bank reclassifies its financial assets when, and only when, the Bank changes its business model for managing those financial assets. The reclassification is applied prospectively from the first day of the first reporting year following the change in the business model (reclassification date).

For a financial asset reclassified out of the financial assets at amortized cost category to financial assets at FVOCI, any gain or loss arising from a difference between the previous amortized cost of the financial asset and fair value is recognized in other comprehensive income.

For a financial asset reclassified out of the financial assets at FVOCI category to financial assets at amortized cost, the financial asset is reclassified at its fair value at the reclassification date, and the cumulative gain or loss previously recognized in other comprehensive income is removed from equity and adjusted against the fair value of the financial asset at the reclassification date.

*Impairment.* The Bank recognizes an allowance for expected credit losses (ECL) for all debt instruments not measured at FVPL and for exposures arising from loan commitments and financial guarantee contracts. ECL is based on the difference between the contractual cash flows due in accordance with the contract and all the cash flows that the Bank expects to receive. The difference is then discounted at an approximation to the asset's original effective interest rate and adjusted for forward-looking estimates, as appropriate. The expected cash flows will include cash flows from the sale of collateral held or other credit enhancements that are integral to the contractual terms.

The measurement of ECL reflects: (a) an unbiased probability-weighted amount that is determined by evaluating a range of possible outcomes; (b) the time value of money; and (c) reasonable and supportable information that is available without undue cost or effort at the reporting date about past events, current conditions and forecasts of future economic conditions.

ECL is a function of the probability of default, loss given default and exposure of default, with the timing of the loss also considered, and is estimated by incorporating forward-looking economic information and through the use of experienced credit judgment.

The probability of default represents the likelihood that the borrower will default either over the next 12 months or over the remaining life of the asset. Loss given default represents the Bank's expectation of the extent of loss on a default exposure. Exposure at default is an estimate of the exposure at a future default date, taking into account expected changes in the exposure after the reporting date, including repayments of principal and interest, and expected drawdowns on committed facilities.

The Bank measures loss allowances at an amount equal to the 12-month ECL for the following:

- Debt securities that are determined to have low credit risk at the reporting date; and
- Loans to customers and other financial instruments on which credit risk has not increased significantly since initial recognition.

The Bank considers its investment in debt securities to have a low credit risk when its credit risk rating is equivalent to "investment grade."

The 12-month ECL is the portion of ECL that results from default events on financial assets that are possible within the 12 months after the reporting date. Financial instruments for which a 12-month ECL is determined, are referred to as "Stage 1 financial assets".

However, when there has been a significant increase in credit risk since initial recognition, the allowance will be based on the lifetime ECL. Lifetime ECL is the ECL that result from all possible default events over the expected life of the financial instrument. Financial instruments for which a lifetime ECL is determined but which are not credit-impaired, are referred to as "Stage 2 financial assets."

When determining whether the credit risk of a financial asset has increased significantly since initial recognition, the Bank compares the risk of a default occurring on the financial instrument as at the reporting date with the risk of a default occurring on the financial asset as at the date of initial recognition and consider reasonable and supportable information, that is available without undue cost or effort, that is indicative of significant increases in credit risk since initial recognition. The Bank also considers downgrade of credit risk rating or changes in the computed probabilities of default to determine whether significant increase in credit risk has occurred subsequent to initial recognition date. As a backstop indicator, the Bank considers that there has been a significant

increase in credit risk when contractual payments are more than 30 days past due. In subsequent reporting years, if the credit risk of the financial instrument improves such that there is no longer a significant increase in credit risk since initial recognition, then the Bank reverts them to Stage 1.

At each reporting date, the Bank assesses whether financial assets carried at amortized cost are credit-impaired (referred to as “Stage 3 financial assets”). A financial asset is “credit-impaired” when one or more events that have a detrimental impact on the estimated future cash flows of the financial asset have occurred. ECL for credit-impaired financial assets is based on the difference between the gross carrying amount and present value of estimated future cash flows. The Bank transfers credit exposures from Stage 3 (non-performing) to Stage 1 (performing) when there is sufficient evidence to support their full collection. Such exposures should exhibit both the quantitative and qualitative indicators of probable collection prior to the transfer. The quantitative indicator is characterized by payments made within an observation period. The qualitative indicator pertains to the results of assessment of the borrower’s financial capacity. As a general rule, full collection is probable when payments of interest and/or principal are received for at least six months.

Financial assets at amortized cost are written off when there is no reasonable expectation of recovering the financial asset in its entirety or a portion thereof. This is generally the case when the Bank determines that the borrower does not have assets or sources of income that could generate sufficient cash flows to repay the amounts subject to the write-off. This assessment is carried out at the individual asset level.

*Derecognition.* A financial asset (or where applicable, a part of a financial asset or part of a group of similar financial assets) is derecognized when:

- the right to receive cash flows from the asset has expired;
- the Bank retains the right to receive cash flows from the financial asset, but has assumed an obligation to pay them in full without material delay to a third party under a “pass-through” arrangement; or
- the Bank has transferred its right to receive cash flows from the financial asset and either (a) has transferred substantially all the risks and rewards of the asset, or (b) has neither transferred nor retained substantially all the risks and rewards of the asset, but has transferred control of the asset.

When the Bank has transferred its right to receive cash flows from a financial asset or has entered into a pass-through arrangement, and has neither transferred nor retained substantially all the risks and rewards of ownership of the financial asset nor transferred control of the financial asset, the financial asset is recognized to the extent of the Bank’s continuing involvement in the financial asset. Continuing involvement that takes the form of a guarantee over the transferred financial asset is measured at the lower of the original carrying amount of the financial asset and the maximum amount of consideration that the Bank could be required to repay.

### **Financial Liabilities**

*Classification.* The Bank classifies its financial liabilities at initial recognition under the following categories: (a) financial liabilities at amortized cost and (b) financial liabilities at FVPL.

The Bank does not have financial liabilities at FVPL as at December 31, 2023 and 2022.

*Financial Liabilities at Amortized Cost.* Financial liabilities are categorized as financial liabilities at amortized cost when the substance of the contractual arrangement results in the Bank having an obligation either to deliver cash or another financial asset to the holder, or to settle the obligation other than by the exchange of a fixed amount of cash or another financial asset for a fixed number of its own equity instruments.

These financial liabilities are initially recognized at fair value less any directly attributable transaction costs. After initial recognition, these financial liabilities are subsequently measured at amortized cost using the effective interest method. Amortized cost is calculated by taking into account any discount or premium on the issue and fees that are an integral part of the effective interest rate. Gains and losses are recognized in profit or loss when the liabilities are derecognized or through the amortization process.

This category includes deposit liabilities, accrued interest and other expenses, manager's check, lease liabilities and other liabilities (excluding statutory liabilities, provision for impairment losses on commitments and contingent assets and retirement liability).

*Classification of Financial Instrument between Liability and Equity.* A financial instrument is classified as liability if it provides for a contractual obligation to:

- Deliver cash or another financial asset to another entity;
- Exchange financial assets or financial liabilities with another entity under conditions that are potentially unfavorable to the Bank; or
- Satisfy the obligation other than by the exchange of a fixed amount of cash or another financial asset for a fixed number of own equity shares.

If the Bank does not have an unconditional right to avoid delivering cash or another financial asset to settle its contractual obligation, the obligation meets the definition of a financial liability.

*Derecognition.* A financial liability is derecognized when the obligation under the liability is discharged, cancelled or has expired. When an existing financial liability is replaced by another from the same lender on substantially different terms, or the terms of an existing liability are substantially modified, such an exchange or modification is treated as a derecognition of the original liability and the recognition of a new liability, and the difference in the respective carrying amounts is recognized in profit or loss.

A modification is considered substantial if the present value of the cash flows under the new terms, including net fees paid or received and discounted using the original effective interest rate, is different by at least 10% from the discounted present value of remaining cash flows of the original liability.

The fair value of the modified financial liability is determined based on its expected cash flows, discounted using the interest rate at which the Bank could raise debt with similar terms and conditions in the market. The difference between the carrying value of the original liability and fair value of the new liability is recognized in profit or loss.

On the other hand, if the difference does not meet the 10% threshold, the original debt is not extinguished but merely modified. In such case, the carrying amount is adjusted by the costs or fees paid or received in the restructuring.

### **Offsetting of Financial Assets and Liabilities**

Financial assets and liabilities are offset and the net amount is reported in the statement of financial position if, and only if, there is a currently enforceable legal right to offset the recognized amounts and there is intention to settle on a net basis, or to realize the asset and settle the liability simultaneously.

This is not generally the case with master netting agreements, and the related assets and liabilities are presented gross in the statement of financial position.

### **Repurchase and Reverse Repurchase Agreements**

Securities sold subject to repurchase agreements are reclassified in the financial statements as pledged assets when the transferee has the right by contract or custom to sell or repledge the collateral; the counterparty liability is included in deposits from banks or deposits from customers, as appropriate. The difference between sale and repurchase price is treated as interest and accrued over the life of the agreements using the effective interest method.

Securities purchased under agreements to resell are recorded as loans and receivables to the BSP, other banks or customers and are included in the statements of financial position. Securities lent to counterparties are also retained in the financial statements.

### **Property and Equipment**

Land is stated at cost less any impairment in value. Depreciable properties are stated at cost less accumulated depreciation, amortization and any impairment in value.

Historical cost includes expenditure that is directly attributable to the acquisition of the items which comprises its purchase price, import duties and any directly attributable costs of bringing the assets to its working condition and location for its intended use.

Subsequent costs are included in the asset's carrying amount or are recognized as separate assets, as appropriate, only when it is probable that future economic benefits associated with the item will flow to the Bank and the asset can be measured reliably. All other repairs and maintenance are charged to profit or loss during the year in which these are incurred.

Depreciation and amortization are calculated using the straight-line method to allocate cost or residual values over the estimated useful lives as follows:

	Number of Years
Buildings and improvements	25
Furniture, fixtures and equipment	5
Transportation equipment	5
Right-of-use (ROU) assets	3 to 10 or the related lease term, whichever is shorter

The assets' estimated useful lives and depreciation and amortization method are reviewed and adjusted if appropriate, at each reporting date. Assets are reviewed for impairment whenever assets or changes in circumstances indicate that the carrying amount may not be recoverable.

An item of the property and equipment is derecognized upon disposal or when no future economic benefits are expected to arise from the continued use of the asset. Any gain or loss arising on derecognition of the asset (calculated as the difference between the net disposal proceeds and the carrying amount of the item) is included in profit or loss, in the year the item is derecognized.

Fully depreciated assets are retained in the accounts until these are no longer in use and no further charge for depreciation and amortization is made in respect of those assets.

### **Investment Properties**

Investment properties consist of foreclosed properties and properties held for capital appreciation that are not occupied by the Bank.

Investment properties are measured initially at cost, including transaction costs. An investment property acquired through an exchange transaction is measured at fair value of the asset acquired, unless the fair value of such an asset cannot be measured, in which case the investment property acquired is measured at carrying amount of the asset given up. Foreclosed properties are recognized as "Investment properties" upon: (a) entry of judgment in case of judicial foreclosure; (b) execution of Certificate of Sale in case of extra-judicial foreclosure; or (c) notarization of the "Deed of Dacion" in case of dation in payment (dacion en pago). Subsequent to initial recognition, depreciable investment properties are carried at cost less accumulated depreciation, and any impairment in value. Land is carried at cost less any impairment losses.

Expenditures incurred after the investment properties have been put into operations, such as repairs and maintenance costs, are normally charged to profit or loss in the year in which the costs are incurred.

Depreciation is calculated on a straight-line basis using the remaining useful life from the time of acquisition of the investment properties but not to exceed 10 years for buildings, except if significant renovation is made thereon and the estimated useful life of the building has been extended.

Transfers are made to investment properties when, and only when, there is a change in use evidenced by ending of owner occupation, commencement of an operating lease to another party or ending of construction or development. Transfers are made from investment properties when, and only when, there is a change in use evidenced by commencement of owner occupation or commencement of development with view to sale.

Investment properties are derecognized upon disposal or when the investment properties are permanently withdrawn from use and no future benefit is expected from their disposal. Any gains or losses arising on derecognition of investment properties (calculated as the difference between the net disposal proceeds and the carrying amount of the item) are recognized in profit or loss in the year of retirement or disposal.

### **Computer Software**

Computer software is measured initially at cost. Subsequently, computer software is measured at cost less accumulated amortization and any impairment losses. Internally-generated computer software is not capitalized and expenditures are recognized in profit or loss in the year in which the related expenditures are incurred.

Computer software is amortized using straight-line method over the useful life of five years and assessed for impairment whenever there is an indication that the computer software may be impaired.

The amortization period and method used for computer software are reviewed annually. Changes in the expected useful life or the expected pattern of consumption of future economic benefits embodied in the asset are accounted for by changing the amortization period or method, as appropriate, and are treated as changes in accounting estimate. The amortization on computer software is recognized in profit or loss.

Computer software is derecognized upon disposal or when no future economic benefits are expected to arise from the continued use of the asset. Any gain or loss arising on derecognition of the computer software asset (calculated as the difference between the net disposal proceeds and the carrying amount of the item) is included in profit or loss, in the year the item is derecognized.

#### **Impairment of Nonfinancial Assets**

At each reporting date, the Bank assesses whether there is any indication of impairment on nonfinancial assets. When an indicator of impairment exists or when an annual impairment testing for an asset is required, the Bank makes a formal estimate of recoverable amount. Recoverable amount is the higher of an asset's (or cash-generating units) fair value less costs to sell and its value in use and is determined for an individual asset, unless the asset does not generate cash inflows that are largely independent of those from other assets or groups of assets, in which case the recoverable amount is assessed as part of the cash-generating unit to which it belongs. Where the carrying amount of an asset (or cash generating unit) exceeds its recoverable amount, the asset (or cash-generating unit) is considered impaired and is written down to its recoverable amount.

In assessing value in use, the estimated future cash flows are discounted to their present value using a pre-tax discount rate that reflects current market assessment of the time value of money and the risks specific to the asset (or cash-generating unit). In determining fair value less cost to sell, recent market transactions are taken into account, if available. If no such transaction can be identified, an appropriate valuation model is used. These calculations are corroborated by valuation multiples, quoted share prices for publicly traded entities or other available fair value indicators.

An assessment is made at each reporting date as to whether there is any indication that previously recognized impairment losses may no longer exist or may have decreased. If such indication exists, the recoverable amount is estimated. A previously recognized impairment loss is reversed only if there has been a change in the estimates used to determine the asset's recoverable amount since the last impairment loss was recognized. If that is the case, the carrying amount of the asset is increased to its recoverable amount. That increased amount cannot exceed the carrying amount that would have been determined, net of depreciation and amortization, had no impairment loss been recognized for the asset in prior years. Such reversal is recognized in profit or loss. After such reversal, the depreciation and amortization are adjusted in future years to allocate the asset's revised carrying amount, less any residual value, on a systematic basis over its remaining useful life.

#### **Equity**

*Capital Stock.* Capital stock is measured at par value for all shares issued. When the shares are sold at premium, the difference between the proceeds and the par value is credited to the additional paid-in capital in equity. Incremental costs directly attributable to the issue of common shares are recognized as a deduction from equity, net of any tax effects.

*Reserves.* Reserves pertain to a portion of the Bank's income from trust operations set up on a yearly basis in compliance with the BSP regulations. Reserves also include reserve for contingencies and self-insurance.



*Retained Earnings.* Retained earnings include cumulative balance of net income or loss, effects of the changes in accounting policy and other capital adjustments.

*Dividend Declaration.* Dividends are recognized as a liability and deducted from equity when approved by the BOD of the Bank. Dividends for the year that are approved after year end are dealt with as an event after the reporting date.

**Other Comprehensive Income (Loss)**

Other comprehensive income (loss) comprises items of income and expenses (including items previously presented under equity) that are not recognized in profit or loss for the year in accordance with PFRS. Other comprehensive income (loss), which is presented as "Other equity reserves," pertains to cumulative unrealized gains (losses) on fair value changes of investment securities, cumulative translation adjustment and cumulative remeasurement gains on retirement liability.

**Revenue Recognition**

Revenue from contracts with customers is recognized when the customer obtains control of the services at an amount that reflects the consideration to which the Bank expects to be entitled in exchange for those services. Revenue is recognized to the extent that it is probable that the economic benefits will flow to the Bank and the revenue can be measured reliably.

The Bank also assesses its revenue arrangements to determine if it is acting as a principal or as an agent. The Bank has assessed that it acts as a principal in all of its revenue sources, except for revenue from trust operations.

The following specific recognition criteria must also be met before revenue is recognized:

*Interest Income.* For all financial instruments measured at amortized cost, interest income is recorded using the effective interest rate. When calculating the effective interest rate, the Bank estimates cash flows considering all contractual terms of the financial instrument but does not consider future credit losses. The calculation includes all fees paid or received between parties to the contract that are an integral part of the effective rate, transaction costs and all other premiums or discounts.

Interest income already received by the Bank but not yet earned is reported as "Unearned interest" in the liability section of the statement of financial position.

When a financial asset becomes credit-impaired and is, therefore, regarded as Stage 3, the Bank calculates interest income by applying the effective interest rate to the net amortized cost of the financial asset. If the financial asset cures and is no longer credit-impaired, the Bank reverts to calculating interest income on a gross basis.

*Service Fees and Commissions.* Service charges and penalties, which are presented as part of "Service charges and commissions" in profit or loss, are recognized only upon collection or accrued when there is a reasonable degree of certainty as to its collectability. Commissions arising from providing transaction services are recognized upon completion of the transaction.

*Rent Income.* Rent income arising on leased properties is accounted for on a straight-line basis of accounting over the lease terms of ongoing leases and is recognized in profit or loss as part of "Other Income."

*Dividend Income.* Dividend income is recognized when the Bank's right to receive payment is established.

*Other Income.* Revenue is recognized when earned.

**Costs and Expense Recognition**

Costs and expenses are recognized in profit or loss when a decrease in future economic benefit related to a decrease in an asset or an increase of a liability has arisen that can be measured reliably. Costs and expenses are recognized upon receipt of goods, utilization of services or when the costs and expenses are incurred.

*Interest Expense.* Interest expense is recognized in profit or loss using the effective interest rate of the financial liabilities to which these relate.

*Operating Expenses.* Operating expenses constitute costs which arise in the normal business operations and are recognized when incurred.

**Leases**

The Bank considers whether a contract contains a lease at the inception of a contract. A contract contains a lease if the contract conveys the right to control the use of an identified asset for a period of time in exchange for consideration.

*The Bank as a Lessee.* At commencement date of the lease, the Bank recognizes right of use (ROU) assets and corresponding lease liabilities, except for short-term leases (defined as leases with a lease term of 12 months or less).

For short-term leases, the Bank recognizes the lease payments as an operating expense on a straight-line basis over the term of the lease unless another systematic basis is more representative of the time pattern in which economic benefits from the leased asset are consumed.

Lease liabilities are initially measured at the present value of the unpaid lease payments, discounted using the interest rate implicit in the lease (if readily available) or the Bank's incremental borrowing rate. Incremental borrowing rate is the rate of interest that the Bank would have to pay to borrow over a similar term and with a similar security the funds necessary to obtain an asset of a similar value to the ROU assets in a similar economic environment.

ROU assets are initially measured at cost, which consist of the initial measurement of the lease liabilities, any initial direct costs incurred, an estimate of any costs to dismantle and remove the asset at the end of the lease, and any lease payments made in advance of the lease commencement date.

Subsequent to initial measurement, the ROU assets are amortized on a straight-line basis using the expected useful life of three to 10 years or the lease term, whichever is shorter. The ROU assets are assessed for impairment when such indicators exist.

ROU assets are presented as part of property and equipment.

Lease payments included in the measurement of the lease liabilities consists of fixed payments and, if any, variable payments based on an index or rate, amounts expected to be payable under a residual value guarantee, and payments arising from options reasonably certain to be exercised.

Subsequent to initial measurement, lease liabilities will be reduced for payments made and increased for interest. It is remeasured to reflect any reassessment or modification, or if there are changes in the fixed payments. When the lease liabilities are remeasured, the corresponding adjustment is reflected in the ROU assets, or profit and loss if the ROU assets are already reduced to zero.

*The Bank as a Lessor.* Leases where the Bank retains substantially all the risks and benefits of ownership of the asset are classified as operating leases. Initial direct costs incurred in negotiating an operating lease are added to the carrying amount of the leased asset and recognized on a straight-line basis over the lease term on the same basis as rental income. Contingent rents are recognized as revenue in the period in which these are earned.

### **Employee Benefits**

*Short-term Benefits.* Short term employee benefit obligations are measured on an undiscounted basis and are expensed as the related service is provided.

A provision is recognized for the amount expected to be paid under short-term cash bonus, short-term compensated absences or profit-sharing plans if the Bank has a present legal or constructive obligation to pay this amount as a result of past service provided by the employee and the obligation can be measured reliably.

*Retirement Benefits.* The Bank operates a funded, defined contribution (DC) plan covering its regular employees wherein the Bank pays a fixed contribution into a separate entity known as the trustee, which administers, manages and invests the funds. The Bank is covered under Republic Act (RA) No. 7641, *Retirement Law*, which provides for its qualified employees a defined benefit (DB) minimum guarantee. The DB minimum guarantee is equivalent to a certain percentage of the monthly salary payable to an employee at normal retirement age with the required credited years of service based on the provisions of RA No. 7641.

The Bank accounts for its retirement obligation as the higher of the DB obligation relating to the minimum guarantee and the DC plan. For the DB minimum guarantee plan, the retirement liability is determined based on the present value of the excess of the projected DB obligation over the projected DC obligation at the end of the reporting year. The present value of the retirement liability is determined by discounting the estimated future cash outflows using interest rate on government bonds that have terms to maturity approximating the terms of the related retirement liability. The DB obligation is calculated annually by a qualified independent actuary using the projected unit credit method.

Retirement benefit costs reflects services rendered by employees to the date of valuation and incorporates assumptions concerning employees' projected salaries. The Bank recognizes service costs, comprising of current service costs, past service costs, gains and losses on curtailments and non-routine settlements, and net interest expense or income in profit or loss. Net interest expense or income is calculated by applying the discount rate to the net DB liability or asset. Past service costs are recognized in profit or loss on the earlier of the date of the plan amendment or curtailment and the date that the Bank recognizes restructuring-related costs.

The DC liability is measured at the fair value of the DC assets upon which the DC benefits depend, with an adjustment for any margin on asset returns where this is reflected in the DC benefits.

Remeasurements of the net DB liability, which comprise actuarial gains and losses, the return on unallocated plan assets (excluding interest) and the effect of the asset ceiling (if any, excluding interest), are recognized immediately in other comprehensive income. Remeasurements are not reclassified to profit or loss in subsequent years.

When the benefits of a plan are changed or when a plan is curtailed, the resulting change in benefit that relates to past service or the gain or loss on curtailment is recognized immediately in profit or loss. The Bank recognizes gains or losses on the settlement of a DB plan when the settlement occurs.

### **Income Taxes**

The tax expense for the year comprises current and deferred tax. Tax is recognized in profit or loss, except to the extent that it relates to items recognized in other comprehensive income or directly in equity. In this case, the tax is also recognized in other comprehensive income or directly in equity, respectively.

*Current Tax.* Current tax assets and liabilities for the current and prior years are measured at the amount expected to be recovered from or paid to taxation authorities. The tax rates and tax laws used to compute the amount are those that are enacted or substantively enacted at the reporting date. Management periodically evaluates positions taken in tax returns with respect to situations in which applicable tax regulation is subject to interpretation. It establishes provisions where appropriate on the basis of amounts expected to be paid to the tax authorities.

*Deferred Tax.* Deferred tax is provided using the liability method on all temporary differences at the statement of financial position date between the tax bases of assets and liabilities and their carrying amounts for financial reporting purposes.

Deferred tax liabilities are recognized for all taxable temporary differences with certain exceptions. Deferred income tax assets are recognized for all deductible temporary differences, carry forward of unused tax credits from the excess of the minimum corporate income tax (MCIT) over the regular corporate income tax and unused net operating loss carryover (NOLCO), to the extent that it is probable that taxable profit will be available against which the deductible temporary differences and carry forward of unused MCIT and unused NOLCO can be utilized. Deferred tax, however, is not recognized when it arises from the initial recognition of an asset or liability in a transaction that is not a business combination and, at the time of the transaction, affects neither the accounting profit nor taxable profit or loss.

The carrying amount of deferred tax assets is reviewed at the end of each reporting year and reduced to the extent that it is no longer probable that sufficient future taxable profit will be available to allow all or part of the deferred tax assets to be utilized. Unrecognized deferred tax assets are re-assessed at the end of each reporting year and are recognized to the extent that it has become probable that sufficient future taxable profit will allow the deferred tax asset to be recovered.

Deferred income tax assets and liabilities are measured at the tax rates applicable to the year when the asset is realized or the liability is settled, based on tax rates (tax base) and regulations that have been enacted or substantively enacted at the reporting date.

Deferred income tax assets and liabilities are offset when there is a legally enforceable right to offset current tax assets against current tax liabilities and when the deferred income taxes assets and liabilities relate to income taxes levied by the same taxation authority on either the taxable entity or different taxable entities where there is an intention to settle the balances on a net basis.

### **Foreign Currency Transactions**

*RBU.* Transactions in currencies other than Philippine Peso are recorded at the rate of exchange prevailing on the date of the transaction. At each reporting date, monetary assets and liabilities denominated in foreign currencies are translated at the rates prevailing on the reporting date. Foreign exchange gains or losses are recognized in profit or loss in the year in which these are incurred.

Non-monetary items that are measured in terms of historical cost in a foreign currency are translated using the exchange rates as at the dates of the initial transactions. Non-monetary items measured at fair value in a foreign currency are translated using the exchange rates at the date when the fair value is determined.

*FCDU.* As at the reporting date, the assets and liabilities of the FCDU are translated into the Bank's functional and presentation currency using the BSP closing rate, and its income and expenses are translated at the BSP weighted average rate for the year. Exchange differences arising from translation of foreign currency are recognized as other comprehensive income under "Cumulative translation adjustment". Upon disposal of the FCDU or actual remittance of FCDU profits to RBU, the deferred cumulative amount recognized as "Cumulative translation adjustment" in other comprehensive income is reclassified to profit or loss.

### **Related Party Transactions**

Parties are considered to be related if one party has the ability, directly or indirectly to control the other party or exercise significant influence over the other party in making financial and operating decisions. Parties are also considered to be related if they are subject to common control or common significant influence. Related parties may be individuals or corporate entities. Transactions between related parties are based on terms similar to those offered to non-related parties.

Related party transactions are considered material and/or significant if (i) these transactions amount to 10% or higher of the Bank's total assets or, (ii) there are several transactions or a series of transactions over a 12-month period with the same related party amounting to 10% or higher of the Bank's total assets. Details of transactions entered into by the Bank with related parties are reviewed by the BOD in accordance with the Bank's related party transactions policies.

### **Earnings per Share (EPS)**

The Bank presents basic and diluted EPS data for its common shares. Basic EPS is computed by dividing the profit or loss attributable to ordinary shareholders of the Bank by the weighted average number of ordinary shares outstanding during the year. Diluted EPS is determined by adjusting the profit or loss attributable to ordinary shareholders and the weighted average number of ordinary shares outstanding for the effects of all dilutive potential common shares, if any.

### **Fiduciary Activities**

Assets and income arising from fiduciary activities, together with related undertakings to return such assets to customers, are excluded from the financial statements where the Bank acts in a fiduciary capacity such as nominee, trustee or agent.

### **Segment Reporting**

Operating segments are components of the Bank: (a) that engage in business activities from which they may earn revenue and incur expenses (including revenues and expenses relating to transactions with other components of the Bank); (b) whose operating results are regularly reviewed by the Bank's senior management, its chief operating decision maker, to make decisions about resources to be

allocated to the segment and assess its performance; and (c) for which discrete financial information is available.

For purposes of management reporting, the Bank's operating businesses are organized and managed separately based on the nature of the business segment, with each business representing a strategic business segment.

#### **Provisions**

Provisions are recognized when the Bank has a present obligation (legal or constructive) as a result of a past event, it is probable that an outflow of resources embodying economic benefits will be required to settle the obligation, and a reliable estimate can be made of the amount of the obligation.

Where the Bank expects some or all of a provision to be reimbursed, for example under an insurance contract, the reimbursement is recognized as a separate asset but only when the reimbursement is virtually certain. The expense relating to any provision is presented in the statements of income net of any reimbursement. If the effect of the time value of money is material, provisions are determined by discounting the expected future cash flows at a pre-tax rate that reflects current market assessments of the time value of money and where appropriate, the risks specific to the liability. Where discounting is used, the increase in the provision due to the passage of time is recognized as a borrowing cost.

#### **Contingencies**

Contingent assets are not recognized in the financial statements but are disclosed in the notes to financial statements when an inflow of economic benefits is probable. Contingent liabilities are not recognized in the financial statements. These are disclosed in the notes to financial statements unless the possibility of an outflow of resources embodying economic benefits is remote.

#### **Events after the Reporting Year**

The Bank identifies events after the end of the reporting year as those events, both favorable and unfavorable, that occur between the end of the reporting year and the date when the financial statements are authorized for issue. The financial statements of the Bank are adjusted to reflect those events that provide evidence of conditions that existed at the end of the reporting year. Non-adjusting events after the end of the reporting year are disclosed in the notes to financial statements, when material.

---

### **3. Significant Judgment, Accounting Estimates and Assumptions**

The preparation of the financial statements requires management to exercise judgment, make estimates, and use assumptions that affect amounts of assets, liabilities, income and expenses reported in the financial statements and related disclosures. The judgments, estimates and assumptions used in the financial statements are based upon management's evaluation of relevant facts and circumstances as at the date of the financial statements. While management believes that the assumptions are reasonable and appropriate, significant differences in the actual experience or significant changes in the assumptions may materially affect the estimated amounts. Actual results could differ from such estimates.

### **Judgments**

In the process of applying the Bank's accounting policies, management has made the following judgment, apart from those involving estimations, which have the most significant effect on the amounts recognized in the financial statements.

*Determining the Classification of Financial Assets.* Classification of financial assets depends on the results of the business model test and sole payment of principal and interest (SPPI) test performed by the Bank.

The Bank exercises judgment in determining the business model to be used in managing its financial instruments to achieve their business objectives.

Below are the factors considered by the Bank in its business model assessment:

- Specific business objectives in holding the financial assets.
- Whether income that can be generated from the financial assets can cover the cost of deposits.
- Policies in managing the risks of the financial assets.
- Expected frequency, value and timing of sales.
- Key performance indicators of the financial assets.

The Bank also determines whether the contractual terms of debt securities classified and measured as financial assets at amortized cost give rise to specified dates to cash flows that are SPPI, with interest representing time value of money and credit risk associated with the outstanding principal amount. Any other contractual term that changes the timing or amount of cash flows does not meet the SPPI test.

*Assessing the Existence of Significant Influence over an Investee.* An investor is generally considered to have significant influence over an investee, when the investor holds, directly or indirectly, 20% or more of the voting power of the investee. Conversely, if the entity holds less than 20% of the voting power of the investee, it is presumed that the entity does not have significant influence, unless such influence can be clearly demonstrated. Significant influence is the power to participate in the financial and operating policy decisions of the investee, but is not control or joint control over those policies.

As at December 31, 2022, the Bank held 9.68% ownership over the outstanding shares of Philippine Bank of Communications (PBCOM), which granted the former the capability to elect a seat in the BOD of PBCOM. The Bank did not exercise such right in 2022. Accordingly, existence of significant influence cannot be demonstrated.

The investment in PBCOM amounting to ₱747,096 as at December 31, 2022 is classified as financial asset at FVOCI (see Note 8).

On July 7, 2023, the Bank sold its investment in PBCOM.

*Determining the Functional Currency.* The Bank uses its judgment to determine the functional currency such that it most faithfully represents the economic effects of the underlying transactions, events and conditions that are relevant to the entity. In making this judgment, the Bank considers the following:

- The currency that mainly influences sales price for financial instruments and services or the currency in which sales prices for its financial instruments and services are denominated and settled.
- The currency in which funds from financing activities are generated.
- The currency in which receipts from operating activities are usually retained.

Based on the foregoing and the economic substance of the underlying circumstances relevant to the Bank, the functional currency of the Bank has been determined to be the Philippine Peso, which is the currency of the primary economic environment in which the Bank operates.

*Assessing the Transfer of Control and Risk and Rewards on Sale of Investment in Quoted Equity.* As mandated by the BSP, on July 7, 2023, the Bank sold its investment in PBCOM through the execution of Contract of Purchase and Sale (CPS) to two buyers. The CPS included a clause that the Deed of Absolute Sale (DOAS) will be executed only upon full payment of consideration, which will be made at the end of the five-year term.

The Bank has assessed that the risk and rewards over the investment in PBCOM have been transferred to the buyers as manifested through the following as stipulated in the CPS, even prior to the full payment of the consideration.

- Transfer of the right to receive cash flows in the form of dividends to the buyers.
- Transfer of market risk (i.e., volatility of fair value changes to the buyers.
- Right to sell/transfer the shares to another party by the buyers.

The receivable from the sale of investments in PBCOM shares is subject to credit risk. Accordingly, management has assessed and recognized provision for credit and impairment loss in 2023 (see Note 13).

The details on the sale of investment in PBCOM are discussed in Note 8.

*Determining the Classification of Lease Arrangements and Appropriate Lease Term and Discount Rates.* The Bank, as a lessee, has existing lease agreements with related parties and third parties for its branches.

The Bank recognizes ROU assets and lease liabilities measured at the present value of lease payments to be made over the lease term using the Bank's incremental borrowing rate, except for its short-term leases.



The Bank has exercised significant judgment in determining the lease term as the non-cancellable term of the lease, together with any periods covered by an option to extend the lease if it is reasonably certain to be exercised, or in any periods covered by an option to terminate the lease, if it is reasonably certain not to be exercised.

Significant management judgment was likewise exercised by the Bank in determining the discount rate, whether implicit rate, if readily available or incremental rate, to be used in calculating the present value of ROU assets and lease liabilities. The discount rate ranging from 2.44% to 10.00% and 1.86% to 7.08% in 2023 and 2022, respectively, are incremental borrowing rates based on the Bloomberg Valuation Service (BVAL) rates adjusted by credit spread of the Bank.

Reassessments are made on a continuing basis whether changes should be reflected in the amount of lease liabilities due to circumstances affecting lease payments and discount rates.

The Bank recognizes rent expense for leases considered short-term or with less than 12 months term. Further details are discussed in Note 24.

*Determining the Operating Segments.* Determination of operating segments is based on the information about components of the Bank that management uses to make decisions about the operating matters. Operating segments use internal reports that are regularly reviewed by the Bank's chief operating decision maker in order to allocate resources to the segment and assess its performance.

The Bank determined that its operating segments are organized and managed separately based on the nature of the business segment, with each business representing a strategic business segment (see Note 29).

*Evaluating Contingencies.* The Bank is currently involved in legal proceedings. The estimate of the probable costs for the resolution of these claims has been developed in consultation with outside counsel handling the Bank's defense in these matters and is based upon an analysis of potential results. Management does not believe that these proceedings will have a material adverse effect on its financial position. It is possible, however, that future results of operations could be materially affected by changes in the estimates or in the effectiveness of the strategies relating to these proceedings.

Information about the contingencies and commitments of the Bank are included in Note 28, *Commitments and Contingent Assets and Liabilities*.

#### **Estimates and Assumptions**

The key assumptions concerning the future and other key sources of estimation uncertainty at the financial reporting date, that have a significant risk of causing a material adjustment to the carrying amounts of assets and liabilities within the next financial year are discussed below.

Estimates and underlying assumptions are reviewed on an ongoing basis. Revisions to accounting estimates are recognized in the year in which the estimate is revised and in any future years affected.

*Determining the Fair Values of Financial Instruments.* Certain financial assets and liabilities which are carried at fair value and whose fair values are disclosed, requires extensive use of accounting estimates. While significant components of fair value measurement were determined using verifiable objective evidence, the amount of changes in fair value would differ if the Bank utilized different valuation methodologies. Any changes in fair value of these financial assets would affect profit and loss and equity.

When the fair values of financial assets and liabilities recognized or disclosed in the financial statements cannot be derived from the active market, the fair values are determined using internal valuation techniques that include the use of mathematical models. The inputs to these models are taken from observable market where possible, but where this is not feasible, a degree of judgment is required in establishing fair values.

The fair values of the Bank's financial instruments are disclosed in Note 4.

*Estimating the Credit and Impairment Losses on Financial Assets.* Credit and impairment losses on financial assets are based on ECL. In assessing the ECL, the Bank uses historical credit loss experience adjusted for forward-looking factors, as appropriate.

The Bank measures impairment loss based on the 12-month ECL for the following:

- Debt securities that are determined to have credit risk rating equivalent to "investment grade", and thus, a low credit risk at the reporting date.
- Receivables from customers and other financial instruments on which credit risk has not increased significantly since initial recognition.

The Bank measures impairment loss based on the lifetime ECL for receivables from customers for which credit risk has increased significantly since initial recognition, or when:

- Borrower or a group of borrowers are experiencing financial difficulty;
- Payment delinquency in principal and/or interest payments (missed payments);
- Financial or management reorganization which may impact borrower's ability to meet its contractual obligations with the Bank;
- There is adverse information gathered from credit bureau or industry sources;
- Borrower defaulted in his account/s with other lenders
- Adverse changes in business, financial or economic conditions that are expected to impact the borrower's ability to pay obligations;
- Significant change in the value of the collateral or quality of third party guarantees which are expected to reduce borrower's economic incentive to pay their obligations;
- Change in the performance and behavior of the borrower;
- Borrower has missed payment for loan obligations between 16 and 90 days from due date or based on the approved curing period of the Bank;
- Restructured account is in current status but has not yet established track record of six months' consecutive payments from restructuring date

In estimating ECL, the Bank estimates the amounts and timing of future cash flows and collateral values and assesses whether there is a significant increase in credit risk. Below are the components considered in the calculation of ECL.

- Statistical models which are primarily based on regression analysis.
- Internal Credit Risk Rating (ICRR) and certain qualitative factors in determining whether there has been a significant increase in credit risk to determine when to measure lifetime credit losses.
- Latest fair values of collaterals and historical recovery rates of foreclosed assets for loss given default calculations.
- Segmentation of financial assets for collective assessment of ECL.

Evidence that a financial asset is credit-impaired includes observable data about the following events:

- Significant financial difficulty of the issuer or the borrower.
- A breach of contract, such as a default or past due event.
- The lenders of the borrower, for economic or contractual reasons relating to the borrower's financial difficulty, having granted to the borrower concessions that the lenders would not otherwise consider.
- It is becoming probable that the borrower will enter bankruptcy or other financial reorganization.
- The disappearance of an active market for that financial asset because of financial difficulties.
- The purchase or origination of a financial asset at a deep discount that reflects the incurred credit losses.

It may not be possible to identify a single discrete event - instead, the combined effect of several events may have caused financial assets to become credit-impaired.

#### Financial Assets at FVOCI - Debt Securities

The Bank recognized provision (reversal of allowance) for credit and impairment losses on debt securities classified as financial assets at FVOCI amounting to (P5,828), (P90,939) and P81,007 in 2023, 2022 and 2021, respectively (see Note 13).

Details of debt securities at FVOCI as at December 31 are as follows:

	Note	2023	2022
Gross amount		<b>P19,223,011</b>	P20,786,753
Allowance for impairment losses	13	<b>(18,524)</b>	(24,352)
Carrying amount	8	<b>P19,204,487</b>	P20,762,401

#### Financial Assets at Amortized Cost

The Bank recognized provision (reversal of allowance) for credit and impairment losses on government securities and corporate bonds classified under financial assets at amortized cost amounting to (P4,074), (P66,454) and P60,100 in 2023, 2022 and 2021, respectively (see Note 13).

Details of financial assets at amortized cost as at December 31 are as follows:

	Note	2023	2022
Gross amount		<b>₱108,009,172</b>	₱99,728,773
Allowance for impairment losses	13	<b>(14,399)</b>	(18,582)
Carrying amount	8	<b>₱107,994,773</b>	₱99,710,191

#### Loans and Receivables

A reversal of allowance for credit and impairment losses amounting to ₱821,496 was recognized in 2023. In 2021, the net provision for credit and impairment losses on loans and receivables amounted to ₱113,322. Allowance for credit and impairment losses amounting to ₱120,800 was derecognized in 2022 (see Note 13).

Details of loans and receivables as at December 31 are as follows:

	Note	2023	2022
Gross amount	9	<b>₱29,843,665</b>	₱25,206,073
Allowance for credit and impairment losses	13	<b>(3,310,132)</b>	(4,131,628)
Carrying amount	9	<b>₱26,533,533</b>	₱21,074,445

#### Other Financial Assets at Amortized Cost

For other financial assets at amortized cost such as cash and other cash items, due from BSP and other banks, securities purchased under resale agreement, refundable deposits, other investments, and RCOI (included under "Other assets" account), no allowance for credit and impairment losses was recognized because these are placements with reputable counterparties that possess good ratings.

The carrying amount of the other financial assets at amortized cost are discussed in Notes 6, 7 and 12.

#### Commitments and Contingent Assets

The Bank has recognized allowance for impairment losses on commitments and contingent assets amounting to ₱14,257 as at December 31, 2023 and 2022 (see Note 13). These pertain to commitments and contingent assets which are not reflected in the accompanying financial statements.

*Determining Classification between Investment Properties and Owner-occupied Properties.* The Bank determines whether a property qualifies as investment property. In making its judgment, the Bank considers whether the property generates cash flows largely independent of the other assets held by an entity. Owner-occupied properties generate cash flows that are attributable not only to property but also to the other assets used in the ordinary course of business.

Some properties consist of a portion that is held to earn rentals or for capital appreciation and another portion that is held for use in the ordinary course of business or for administrative purposes. If these portions cannot be sold separately, the property is accounted for as investment property only if an insignificant portion is held for use in the ordinary course of business or for administrative purposes. Judgment is applied in determining whether ancillary services are so significant that a property does not qualify as investment property. The Bank considers each property separately in making judgment.

The Bank classifies all properties which have a portion that is earning rentals and another portion which are used in the ordinary course of business or used in administrative purposes as owner-occupied properties based on the criterion above. In this case, such properties were included under the "Property and equipment" account.

*Estimating the Useful Lives of Depreciable Property and Equipment (including ROU Assets), and Investment Properties, and Computer Software.* The Bank estimates the useful lives of depreciable property and equipment and investment properties, and computer software, and for purposes of computing depreciation and amortization based on the year over which the assets are expected to be available for use.

The estimated useful lives are reviewed annually and changed if expectations differ from previous estimates due to physical wear and tear, technical or commercial obsolescence and legal or other limits on the use of the assets. However, it is possible that future results of operations could be materially affected by changes in factors mentioned in the foregoing. The amounts and timing of recorded expenses for any year would be affected by changes in these factors and circumstances. A reduction in the estimated useful lives of the property and equipment, investment properties, and computer software would increase the recorded expenses and decrease assets.

There was no change in the estimated useful lives of the property and equipment and investment properties, and computer software in 2023 and 2022. The carrying amounts of depreciable assets are discussed in Notes 10, 11, and 12.

*Assessing the Impairment on Nonfinancial Assets.* The Bank assesses impairment on property and equipment (including ROU assets), investment properties, and computer software whenever events or changes in circumstances indicate that the carrying amount of an asset may not be recoverable. The factors that the Bank considers important which could trigger an impairment review include the following:

- Significant underperformance relative to expected historical or projected future operating results.
- Significant changes in the manner of use of the acquired assets or the strategy for overall business.
- Significant negative industry or economic trends.

There is no indicator that the nonfinancial assets, except for investment properties, are impaired. Accordingly, no provision for impairment losses on property and equipment and computer software was recognized 2023, 2022 and 2021.

In 2023 and 2022, the Bank recognized provision for impairment losses on investment properties amounting to ₱19,380 and ₱40,689, respectively. No provision for impairment losses was recognized in 2021 (see Note 11).

The carrying amounts of the nonfinancial assets are discussed in Notes 10, 11, and 12.

*Determining the Retirement Liability.* The present value of the excess of the projected DB minimum guarantee over the projected DC obligation at the end of the reporting period depends on a number of factors that are determined on an actuarial basis. The assumptions used in determining the net cost (income) for pensions include the discount rate. Any changes in these assumptions will impact the carrying amount of retirement obligations.

The Bank determines the appropriate discount rate at the end of each year. This is the interest rate that should be used to determine the present value of estimated future cash outflows expected to be required to settle the retirement obligations. In determining the appropriate discount rate, the Bank considers the interest rates of government securities that are denominated in the currency in which the benefits will be paid and that have terms to maturity approximating the terms of the related retirement obligation.

Other key assumptions for retirement obligations are based in part on current market conditions. Additional information is disclosed in Note 21.

*Assessing the Realizability of Deferred Tax Assets.* The Bank reviews its deferred tax assets at each reporting date and reduces the carrying amount to the extent that is no longer probable that sufficient taxable profit will be available to allow all or part of the deferred tax asset to be utilized. Any deferred tax asset will be re-measured if it might result in derecognition when the expected tax law to be enacted has a possible risk on the realization. Management believes that sufficient taxable profit will be generated to allow all or part of the deferred income tax assets to be utilized.

Management assessed that it is not probable that sufficient future taxable profit will be available to allow all or part of the unrecognized deferred tax assets to be utilized.

The recognized and unrecognized deferred tax assets are further discussed in Note 26.

---

#### 4. Financial Risk Management

The Bank has exposure to the following major risks from its use of financial instruments:

- Credit risk
- Liquidity risk
- Market risk
- Operational risk

##### **Risk Management Framework**

The BOD is responsible for establishing and maintaining a sound risk management framework. This includes understanding the nature and level of risks assumed by the bank. The overall management of risks lies on the business strategy as directed by the BOD through approved policies in risk management.

The Bank identifies the major risks and said major risks are classified between quantifiable risks and non-quantifiable risks. Quantifiable risks include Liquidity Risk, Market Risk and Credit Risk, while Non-Quantifiable risks include Operational Risk and other related risks where impact is considered.

Through the direction of the BOD, the following comprise the risk management structure of the Bank:

*Executive Committee.* The Executive Committee plays the crucial role of analyzing, evaluating, and approving product attributes such as: market, liquidity and credit risk; operations risk; control and compliance; audit, legal and regulatory; and system and technology issues for new activities/products.

*Senior Management.* The Senior Management is responsible for the implementation and ensure compliance of department personnel to Risk Management policies and oversee day-to-day operations within the bank. They are tasked to make recommendations and endorse reports from departments to the BOD.

*Risk Oversight Committee (ROC).* The ROC is responsible for the creation and oversight of the Bank's corporate risk policy. Along with the Risk-Taking Party and Risk Management Department (RMD), they are tasked to identify and analyze the risks faced by the Bank, to set and recommend to the BOD the quantified reports and assessment of risks exposures, and to ensure that each business unit continuously monitors the adequacy and soundness of policies, assumptions and practices.

*Asset and Liability Committee (ALCO).* The ALCO ensures that at all times the Bank maintains adequate liquidity, sufficient capital and appropriate funding to meet all business requirements and complies with all regulatory requirements.

*Credit and Loan Review Committee (CLRC).* The CLRC is primarily responsible for credit risk management of the Bank. It establishes the standards for credit analysis, define credit risk measurements, establish internal risk ratings and review the credit risk infrastructure's ability to support the Bank's risk policies.

*Risk Management Department (RMD).* The RMD is an independent business function that is tasked to identify, measure, mitigate, monitor and report risks from the Bank's trading, position-taking, lending, borrowing, and other transactional activities.

*Audit Committee (AC).* The AC is responsible for monitoring compliance with the Bank's risk management policies and procedures, and for reviewing the adequacy of the risk management system in place in relation to the risks faced by the Bank. The Bank's AC is assisted in its oversight role by Internal Audit. Internal Audit (IA) undertakes both regular and ad hoc reviews of risk management controls and procedures, the results of which are reported to the AC.

### **Credit Risk**

The Bank's credit risk arises from lending, trade finance, and investment activities. The credit risk exposure of the Bank is mainly from the Account Management Department business lines. The portfolio comprises short-term business loans mainly for working capital requirements in credit lines, international and domestic trade finance facilities, and receivables financing. The credit terms are matched to address the borrowers' funding gap. The Bank also offers medium-term to long-term loans for capital expenditures.

The credit underwriting for commercial loans is based on the borrower's repayment capacity established through cash flow assessments, management capability, and industry projections. Although the Bank holds collateral on most of its loans and receivables in the form of mortgage interest over real property and deposits of the borrowers with the Bank, the Bank institutes risk-based lending standards over collateral-based lending as one of the risk mitigation techniques.

### **Credit Risk Management**

*Measurement of Credit Risk.* In measuring credit risk at a counterparty level, the Bank mainly relies on its sound lending philosophy and considers three components: (i) the probability of default by the client or counterparty on its contractual obligations; (ii) current exposures to the counterparty and its likely future development; and (iii) the likely recovery ratio on the defaulted obligations.

The Bank holds collateral on most of its loans and receivables in the form of mortgage interest over real property and deposits of the borrowers with the Bank. Estimates of fair value of the property are based on the value of collateral assessed at the time of borrowing, and are updated periodically or when a loan is individually assessed as impaired.

Credit risk exposure to financial assets is managed through detailed risk assessment of every credit exposure associated with a specific counterparty. The Bank also sets and frequently reviews compliance to transaction and counterparty limits, as well as lending authorities delegated to credit officers, to ensure that the Bank's portfolio or individual account credit risk is kept to acceptable levels.

*Due from BSP and Other Banks and Securities Purchased Under Resale Agreement.* The credit risk for due from BSP and other banks and securities purchased under resale agreement with the BSP is not considered significant because the counterparties are the BSP, which is considered risk free, and reputable banks with high quality external credit ratings.

As at December 31, 2023 and 2022, due from BSP and other banks and securities purchased under resale agreement are classified as "high grade" under Stage 1 financial assets.

*Investments in Debt Securities.* Investments in debt securities pertain to a portfolio of government securities and corporate bonds. ECL for these investments is determined using the probability of default provided in Bloomberg. Investments in debt securities are classified as "high grade" under Stage 1 financial assets.

*Loans and Receivables.* In respect of loans to borrowers, the Bank is not exposed to any significant credit risk to any single counterparty. Credit risk is determined by the Bank after considering historical, forward-looking information and credit enhancements on collaterals. The credit risk for loans and receivables are considered minimal since loans are fully covered by collaterals.

The amount and type of collateral required depend on the assessment of the credit risk of the borrower or counterparty. Guidelines are established and implemented regarding the acceptability of types of collateral valuation and parameters.

The Bank's policy is to dispose of foreclosed properties in the most expeditious manner possible. Sale is facilitated by offering incentives to the Bank's accredited brokers and through evaluating and offering credit terms, which includes reduced rates for down payment as compared to prevailing market rates.

*Credit-related Commitments.* The primary purpose of these instruments is to ensure that funds are available to a customer as required. Standby letters of credit carry the same risk as loans. Documentary and commercial letters of credit - which are written undertaking by the Bank on behalf of a customer authorizing a third party to draw drafts on the Bank up to a stipulated amount under specific terms and conditions - are collateralized by the underlying shipments of goods to which they relate and therefore carry less risk than a direct loan.



### Maximum Exposure to Credit Risk before Collaterals Held or Other Credit Enhancements

Credit risk exposures relating to significant on-balance sheet financial assets are as follows:

	Note	2023	2022
Due from BSP	6	<b>₱11,579,430</b>	₱17,194,897
Due from other banks	6	<b>1,169,066</b>	1,196,557
Securities purchased under resale agreement	7	<b>2,336,535</b>	1,381,191
Investment securities*	8	<b>127,199,260</b>	120,472,592
Loans and receivables	9	<b>26,533,533</b>	21,074,445
		<b>₱168,817,824</b>	₱161,319,682

\*Excluding equity securities

The above table represents the maximum credit exposure of the Bank without taking into account any collateral held or other credit enhancements. The exposures set out above are based on net carrying amounts as reported in the statements of financial position.

Credit risk exposures relating to off-balance sheet items are as follows:

	2023	2022
Trust department accounts	<b>₱1,109,979</b>	₱1,085,609
Unused commercial letters of credit	<b>130,207</b>	214,140
Outward bills for collection	<b>41,166</b>	32,052
Late deposits	<b>17,739</b>	22,958
Inward bills for collection	<b>2,327</b>	12,459
Items held as collateral	<b>5</b>	5
	<b>₱1,301,423</b>	₱1,367,223

For loans receivable from customers, the credit quality is generally monitored using the Bank's internal rating system. It is the Bank's policy to maintain accurate and consistent risk ratings across the credit portfolio. This facilitates management to focus on major potential risk and the comparison of credit exposures across all lines of business, demographics and products. The rating system has two parts, namely: the borrower's risk rating and the facility risk rating. It is supported by a variety of financial analytics, combined with an assessment of management and market information to provide the main inputs for the measurement of credit risk.

The Bank uses ICRR to classify the credit quality of its receivable portfolio. This is being upgraded, as necessary, to enhance credit evaluation parameters across different market segments and achieve a more sound and robust credit risk assessment.

Descriptions and classifications of the loan grades used by the Bank for receivables from customers are as follows:

Risk Rating	Classification	Credit Quality
1	Excellent	High Grade
2	Strong	High Grade
3	Good	High Grade
4	Satisfactory	Standard Grade
5	Acceptable	Standard Grade
6	Watchlist	Standard Grade
7	Special Mention	Impaired
8	Substandard	Impaired
9	Doubtful	Impaired
10	Loss	Impaired

*Risk Rating 1 – Excellent.* The borrower has no history of delinquency and is paying as agreed.

A borrower in this category is highly liquid, can be sustained and has a strong repayment capacity. The financial condition of the borrower is good, with above industry average financial indicators.

The borrower has no existing disruptions and/or future disruptions are unlikely. The borrower is a market leader with above average profit, not dependent on a few customers and suppliers, and stable with good probability for growth.

Under this category, the borrower's management ability demonstrated competence under the current business model, with well thought-out corporate strategy and sensible and efficient management structure.

*Risk Rating 2 – Strong.* The borrower has no history of delinquency and is paying as agreed.

A borrower in this category has strong operating trends and liquidity is adequate. The borrower has no existing disruptions and/or future disruptions are unlikely. The borrower's management ability demonstrated competence under the current business model.

Borrower has a strong market and financial position with a history of successful performance. The overall debt service capacity as measured by cash flow to total debt service is very strong; the critical balance sheet ratios are within the industry average.

*Risk Rating 3 – Good.* The borrower is paying as agreed and no history of default in the last 12 months.

The borrower's borrowing base supports the line of credit. The borrower has no existing disruptions and/or future disruptions are unlikely. The borrower's management ability demonstrated competence under the current business model.

A borrower in this category usually exhibits characteristics of some degree of stability and substance and the probability of default is still quite low.

*Risk Rating 4 – Satisfactory.* The borrower under this category is paying as agreed and has adequate to marginal repayment capacity. There are disruptions identified from external factors but the borrower has or will likely overcome.

*Risk Rating 5 – Acceptable.* Borrower's account status is current. However, it has marginal liquidity. There is a declining trend in operations of the borrower.

This category represents borrowers who may still be able to withstand normal business cycles. However, any prolonged unfavorable economic and/or market condition would create an immediate deterioration beyond acceptable level.

*Risk Rating 6 – Watchlist.* Borrower's account status is current. However, the borrower is incurring delays of up to 30 to 60 days, but with probability that it will be brought back to current. Adverse business, financial, or economic conditions will likely impair the borrower's capacity or willingness to meet its financial requirements.

Operating performance and financial strength may be marginal and it is uncertain whether the borrower can attract alternative sources of financing. Typically, the borrower will find it very hard to cope with any significant economic downturn and a default in such a case is more than a possibility.

*Risk Rating 7 – Special Mention.* There is an evidence of weakness in financial condition or credit-worthiness for borrowers under this category.

A borrower in this category is characterized by some probability of default, manifested by some or all of the following:

- Evidence of weakness in the borrower's financial condition or creditworthiness;
- Unacceptable risk generated by potential or emerging weaknesses as far as asset protection and/or cash flow is concerned. Concerns center on the potential for a continuation of unfavorable economic, market, or borrower specific conditions or trends, which may affect future debt service capacity;
- Indications that the borrower's ability or willingness to service debt are in doubt;
- Necessity or strong likelihood for rescheduling of the loan; and
- Decline in values of, or adverse developments on, collaterals securing the loan.

These loans have potential weaknesses that deserve close attention. These potential weaknesses, if left uncorrected, may affect the repayment of the loan, and thus increase credit risk to the Bank. Minimum provisioning on the amount at risk is 5%. Some of their basic characteristics are:

- Loans with missing collateral folders and documents including but not limited to title papers, mortgage instruments, and promissory notes.
- Loans to firms not supported by Board Resolutions authorizing the borrowing.
- Loans with no credit investigation report.
- Loans with no latest income tax returns and/or latest audited financial statements.
- Loans whose repayment may be endangered by economic or market conditions.
- Loans to borrowers whose properties securing the loan (previously well secured by collateral) have declined in value with other adverse information.
- Loans past due for more than 30 days up to 90 days.

A downgrade of the account to this rating (7 – Poor / Special Mention) becomes necessary when:

- The company is still a 'going concern', still performing and non-defaulting.
- Action and/or restructuring is imminent.
- A restructuring is perceived to be without any loss perspective.

*Risk Rating 8 – Substandard.* The borrower is currently highly vulnerable and is in a state of default. Substandard loans are loans or portions thereof which appear to involve a substantial and unreasonable degree of risk to the Bank because of unfavorable or unsatisfactory characteristics. The debt burden for borrowers under this category is too heavy, with either weak or negative cashflows. These well-defined adverse elements exist in such loans where there is a possibility of future loss to the institution unless given closer supervision. Such adverse elements or political nature, or b) significant weakness in collateral. Minimum provisioning on the amount at risk is 25%. Basic characteristics are:

- Past due and circumstances are such that there is an imminent possibility of foreclosure or acquisition of the collateral because of failure of all collection efforts.
- Past due loans to borrowers whose properties securing the loan have declined in value materially or have been found with defects as to ownership or other adverse information.
- Current loans to borrowers whose financial statements audited by SEC-accredited external auditors show impaired/negative net worth except for startup firms which should be elevated on a case-to-case basis.
- Renewed loans of borrowers with declining trend in operations, illiquidity, or increasing leverage trend in the borrower's financial statements without at least 20% repayment of the principal before renewal or extension.
- Current loans or borrowers with unfavorable results of operations for two consecutive years or with impaired/negative net worth except for startup firms which should be evaluated on a case-to-case basis.
- Loans under litigation.
- Loans past due for more than 90 days.

*Risk Rating 9 – Doubtful.* Borrower is in a state of default, where any of the following factors are present:

- Account is already in "non-performing loan" (NPL) status;
- Any portion of any principal and/or interest repayment is in arrears for more than 90 days; and
- The borrower is unable or unwilling to service debt over an extended period of time and near future prospects of orderly debt service is doubtful.
- Overdue loans wherein the prospects of full application of the value of the collateral to the loan is impaired due to material declines in market values of the collateral, or the collateral is subject of adverse claim.

While the extent of probability of loss cannot be exactly ascertained at this point, there may be certain pending important and reasonable factors from the borrowers' side that can result in the strengthening of the assets of the borrower, which will thus work to the advantage of the lending bank. These pending assets-strengthening factors include merger, acquisition, additional capital infusion and additional cover.

Generally, a provision of at least 50% shall be made for the partially secured portion of the loan principal.

**Risk Rating 10 – Loss.** Borrower is in a state of default and the prospect for re-establishment of creditworthiness and debt service is remote.

This category also applies where the Bank will take or has taken title to the assets of the borrower and is preparing a foreclosure and/or repossession. Provisioning will be at 100% of that portion of the principal which is not adequately covered by collateral.

**Significant Increase in Credit Risk.** When determining whether the risk of default on a financial instrument has increased significantly since initial recognition, the Bank considers reasonable and supportable information that is relevant and available without undue cost or effort. This includes both quantitative and qualitative information and analysis, based on the Bank's historical experience and expert credit assessment and including forward-looking information. A significant increase in credit risk can be measured by comparing the probability of default of the counterparty as at reporting date from probability of default on the date of initial recognition.

Other indications may include, among others, potential credit weaknesses based on current and/or forward-looking information that warrant management's close attention and adverse or foreseen adverse economic or market conditions that may affect the counterparty's ability to meet the scheduled repayments in the future.

**Definition of Default.** The Bank considers default to have occurred when: (a) the obligor is past due for more than 90 days on any material credit obligation to the Bank; or (b) the obligor is unlikely to pay its credit obligations to the Bank in full, without recourse by the Bank to actions such as realizing collateral, as applicable. The Bank no longer considers an instrument to be in default when it no longer meets any of the default criteria and has exhibited satisfactory and acceptable track record for six consecutive payment periods, subject to applicable rules and regulations of the BSP.

#### Credit Quality per Classification of Financial Assets

The Bank has developed and continually reviews and calibrates its internal risk rating system for large exposures aimed at uniformly assessing its credit portfolio in terms of risk profile.

The following table provides the analysis of credit quality of the of the Bank's financial assets (gross of allowance for credit and impairment losses) classified as Stage 1, 2 or 3 financial assets.

	2023			
	Stage 1	Stage 2	Stage 3	Total
Financial assets at amortized cost				
Due from BSP				
High grade	₱11,579,430	₱—	₱—	₱11,579,430
Due from other banks				
High grade	1,169,066	—	—	1,169,066
Securities purchased under resale agreement				
High grade	2,336,535	—	—	2,336,535
Government securities				
High grade	108,009,172	—	—	108,009,172
Loans receivable from customers				
Corporate:				
High grade	12,092,134	—	—	12,092,134
Standard grade	7,809,361	469,027	908,434	9,186,822
Past due	—	—	2,198,034	2,198,034
Individual:				
High grade	1,489,912	—	—	1,489,912
Standard grade	1,849,025	67,609	316,905	2,233,539
Past due	—	—	761,464	761,464

(Forward)

	2023			
	Stage 1	Stage 2	Stage 3	Total
Receivable from sale of investment in government equity securities	₱—	₱—	₱1,243,629	₱1,243,629
Accrued interest				
High grade	558,490	1,352	21,648	581,490
Sales contracts receivables				
High grade	33,663	—	—	33,663
Other receivables				
High grade	22,978	—	—	22,978
<b>Other assets*</b>				
High grade	44,711	—	—	44,711
<b>Financial assets at FVOCI</b>				
Government securities				
High grade	19,204,487	—	—	19,204,487
	<b>₱166,198,964</b>	<b>₱537,988</b>	<b>₱5,450,114</b>	<b>₱172,187,066</b>

\*Includes refundable deposits, other investments and RCOCI under "Other Assets".

	2022			
	Stage 1	Stage 2	Stage 3	Total
<b>Financial assets at amortized cost</b>				
Due from BSP				
High grade	₱17,194,897	₱—	₱—	₱17,194,897
Due from other banks				
High grade	1,196,557	—	—	1,196,557
Securities purchased under resale agreement				
High grade	1,381,191	—	—	1,381,191
Government securities				
High grade	99,561,091	—	—	99,561,091
Corporate bonds				
High grade	167,682	—	—	167,682
Loans receivable from customers				
Corporate:				
High grade	15,671,635	—	—	15,671,635
Standard grade	—	1,116,592	—	1,116,592
Past due	—	—	2,814,618	2,814,618
Individual:				
High grade	3,553,706	—	—	3,553,706
Standard grade	—	534,312	—	534,312
Past due	—	—	852,653	852,653
Accrued interest				
High grade	583,119	1,718	26,026	610,863
Sales contracts receivables				
High grade	46,292	—	—	46,292
Other receivables				
High grade	5,402	—	—	5,402
<b>Other assets*</b>				
High grade	43,973	—	—	43,973
<b>Financial assets at FVOCI</b>				
Government securities				
High grade	20,762,401	—	—	20,762,401
	<b>₱160,167,946</b>	<b>₱1,652,622</b>	<b>₱3,693,297</b>	<b>₱165,513,865</b>

\*Includes refundable deposits, other investments and RCOCI under "Other Assets".

Present information on the concentration of credit risk exposure on financial assets as to industry as at December 31, 2023 and 2022:

	2023			
	Loans Receivables from Customers	Investment Securities <sup>1</sup>	Others <sup>2</sup>	Total
Philippine government	₱45,000	₱127,232,183	₱—	₱127,258,657
Financial intermediaries	722,315	—	15,129,742	15,852,057
Wholesale and retail trade	8,211,171	—	—	8,211,171
Real estate, renting and business activities	6,532,786	—	—	6,532,786
(Forward)				
Manufacturing	₱3,271,359	₱—	₱—	₱3,271,359
Accommodation and food service activities	1,952,207	—	—	1,952,207
Construction	1,697,072	—	—	1,697,072
Agriculture	1,380,820	—	—	1,380,820
Information and communication	1,123,796	—	—	1,123,796
Education	504,243	—	—	504,243
Transportation, storage and communication	483,428	—	—	483,428
Arts, entertainment and recreation	286,224	—	—	286,224
Health and social work	251,101	—	—	251,101
Administrative and support service activities	126,849	—	—	126,849
Water supply, sewerage, waste management	98,314	—	—	98,314
Professional, scientific and technical activities	37,656	—	—	37,656
Private households with employed persons	5,214	—	—	5,214
Mining and quarrying	2,550	—	—	2,550
Others	1,229,800	—	—	1,229,800
	27,961,905	127,232,183	15,129,742	170,305,551
<b>Allowance for credit and impairment losses</b>	<b>(3,120,517)</b>	<b>(32,923)</b>	<b>—</b>	<b>(3,153,440)</b>
	<b>₱24,841,388</b>	<b>₱127,199,260</b>	<b>₱15,129,742</b>	<b>₱167,152,111</b>

<sup>1</sup>Comprised of financial assets at FVOCI and amortized cost (excluding equity securities).

<sup>2</sup>Comprised of due from BSP, due from other banks, securities purchased under resale agreement, refundable deposits, other investments, and RCOCI.

	2022			
	Loans Receivables from Customers	Investment Securities <sup>1</sup>	Others <sup>2</sup>	Total
Philippine government	₱—	₱120,347,844	₱—	₱120,347,844
Financial intermediaries	801,627	—	19,816,618	20,618,245
Wholesale and retail trade	7,528,233	167,682	—	7,695,915
Real estate, renting and business activities	5,644,173	—	—	5,644,173
Manufacturing	2,931,285	—	—	2,931,285
Accommodation and food service activities	2,067,483	—	—	2,067,483
Agriculture	1,103,833	—	—	1,103,833
Construction	1,074,310	—	—	1,074,310
Information and communication	664,949	—	—	664,949
Education	506,370	—	—	506,370
Transportation, storage and communication	278,426	—	—	278,426
Health and social work	258,705	—	—	258,705
Arts, entertainment and recreation	250,337	—	—	250,337
Administrative and support service activities	135,685	—	—	135,685
Professional, scientific and technical activities	45,000	—	—	45,000
Private households with employed persons	43,351	—	—	43,351
Mining and quarrying	2,100	—	—	2,100
Water supply, sewerage, waste management	580	—	—	580
Others	1,207,069	—	—	1,207,069
	24,543,516	120,515,526	19,816,618	164,875,660
<b>Allowance for credit and impairment losses</b>	<b>(4,108,861)</b>	<b>(42,934)</b>	<b>—</b>	<b>(4,151,795)</b>
	<b>₱20,434,655</b>	<b>₱120,472,592</b>	<b>₱19,816,618</b>	<b>₱160,723,865</b>

<sup>1</sup>Comprised of financial assets at FVOCI and amortized cost (excluding equity securities).

<sup>2</sup>Comprised of due from BSP, due from other banks, securities purchased under resale agreement, refundable deposits, other investments, and RCOCI.

### **Liquidity Risk**

Liquidity risk is generally defined as the current and prospective risk to earnings or capital arising from the Bank's inability to meet its obligations in all currencies when they become due without incurring unacceptable losses or costs. The Bank's liquidity management is characterized by the following elements: a) good management information system, b) effective analysis of funding requirements under alternative scenarios, c) diversification of funding sources, and d) contingency planning.

### **Liquidity Risk Management**

The Bank's liquidity management involves maintaining funding capacity to accommodate fluctuations in asset and liability levels due to changes in the Bank's business operations or unanticipated events created by customer behavior or capital market conditions. The Bank seeks to ensure liquidity through a combination of active management of liabilities, a liquid asset portfolio composed substantially of deposits in primary and secondary reserves, and the securing of money market lines and the maintenance of repurchase facilities to address any unexpected liquidity situations.

The Bank's net funding requirements are determined by analyzing its future cash flows based on assumptions of the future behavior of assets, liabilities and off-balance sheet items, and then calculating the cumulative net excess or shortfall over the time frame for the liquidity assessment. Such analysis of net funding requirements involves construction of a Maturity Ladder and calculation of cumulative net excess or deficit. Furthermore, an internal liquidity ratio has been set to determine sufficiency of liquid assets over deposit liabilities. Scenario stress tests are conducted periodically wherein liquidity managers analyze the behavior of cash flows under different conditions, i.e. from "normal" conditions to "extreme" situations. Finally, the BOD sets the Maximum Cumulative Outflow (MCO) Limit in order to control liquidity gap for each currency.

The table below shows the maturity profile of the Bank's financial assets and liabilities, based on contractual undiscounted cash flows (amounts in millions):

	2023				Total
	On Demand	Less than One Year	One to Five Years	Over Five Years	
<b>Financial Assets</b>					
Cash and other cash items	₱1,087	₱—	₱—	₱—	₱1,087
Due from BSP	11,579	—	—	—	11,579
Due from other banks	1,169	—	—	—	1,169
Securities purchased under resale agreement	—	2,337	—	—	2,337
Loans and receivables	—	21,583	4,139	4,556	30,278
Investment securities:					
Financial assets at FVOCI	—	807	4,057	22,487	27,351
Financial assets at amortized cost	—	79,398	13,599	25,362	118,359
Other assets	—	1	44	—	45
	13,835	104,126	21,839	52,405	192,205
<b>Financial Liabilities</b>					
Deposit liabilities	—	140,454	2,553	8,691	151,698
Manager's checks	—	156	—	—	156
Accrued interest and other expenses	—	274	—	—	274
Lease liabilities	—	93	247	3	343
Other liabilities	—	234	—	—	234
	—	141,211	2,800	8,694	152,705
	₱13,835	(₱37,085)	₱19,039	₱43,711	₱39,500



	On Demand	Less than One Year	One to Five Years	Over Five Years	Total
<b>Financial Assets</b>					
Cash and other cash items	₱1,036	₱—	₱—	₱—	₱1,036
Due from BSP	17,195	—	—	—	17,195
Due from other banks	1,197	—	—	—	1,197
Securities purchased under resale agreement	—	1,381	—	—	1,381
Loans and receivables	6,738	14,212	4,388	1,681	27,019
Investment securities:					
Financial assets at FVOCI	—	2,401	2,559	27,135	32,095
Financial assets at amortized cost	—	64,831	16,220	30,738	111,789
Other assets	—	1	43	—	44
	26,166	82,826	23,210	59,554	191,756
<b>Financial Liabilities</b>					
Deposit liabilities	₱—	₱135,619	₱3,232	₱8,222	₱147,073
Manager's checks	—	143	—	—	143
Accrued interest and other expenses	—	144	—	—	144
Lease liabilities	—	60	147	7	214
Other liabilities	—	197	—	—	197
	—	136,163	3,379	8,229	147,771
	₱26,166	(₱53,337)	₱19,831	₱51,325	₱43,985

The Bank manages its short-term negative gap by making available funds sourced from various other financial institutions and taking measures to maintain long-term core deposits from regular clients.

#### Liquidity Positions and Leverage of the Bank

To promote short-term resilience of bank's liquidity risk profile, the BSP requires banks and other regulated entities to maintain:

- over a 30-day calendar day horizon, an adequate level of unencumbered high-quality liquid assets (HQLA) that consists of cash or assets that can be converted into cash to offset the net cash outflows they could encounter under a liquidity stress scenario; and
- a stable funding profile in relation to the composition of their assets and off-balance sheet activities.

To monitor the liquidity levels, the Bank computes for its Liquidity Coverage Ratio (LCR), which is the ratio of HQLA to the total net cash outflows. As at December 31, 2023 and 2022, LCR reported to the BSP is 2,215.15% and 2,257.25%, respectively.

The Bank also computes for its Net Stable Funding Ratio (NSFR), which is the ratio of the available stable funding to the required stable funding. Both LCR and NSFR should be maintained no lower than 100% on a daily basis under normal situations.

NSFR reported to the BSP is as follows (amount in millions):

	2023	2022
Available stable funding	<b>₱148,270</b>	₱142,367
Required stable funding	<b>38,306</b>	36,226
NSFR	<b>3.87</b>	3.93

### **Market Risk**

Market risk is the risk of loss, immediate or overtime due to adverse fluctuations in the price or market value of instruments, products, and transactions in the Bank's overall portfolio. The value of these financial instruments may change as a result of changes in interest rate, foreign exchange rate, and other market changes. The Bank's market risk originates from its inventory of foreign exchange and debt securities. The objective of market risk management is to manage and control the market risk exposures within acceptable parameters, while optimizing the return on investments.

### **Interest Rate Risk**

Interest rate risk involves the movements of rates across yield curves of one or more instruments. The principal risk to which financial instruments are exposed is the risk of loss from fluctuations in the future cash flows or fair values of financial instrument because of a change in market interest rates. The Bank manages its resources and liabilities so as to ensure that exposure to fluctuations in interest rates are kept within acceptable limits. Interest rate risk is managed principally through monitoring interest rate gaps and by having pre-approved limits for interest rate repricing. The Bank's management monitors compliance with these limits.

The details of the Bank's exposure to interest rate risk at the reporting date are shown below in reference to their contractual repricing or maturity dates (amounts in millions):

	2023				
	Repricing			Non-Repricing	Total
	Less than One Year	One to Five Years	Over Five Years		
<b>Financial Assets</b>					
Due from BSP	P—	P—	P—	P11,579	P11,579
Due from other banks	—	—	—	1,169	1,169
Securities purchased under resale agreement	2,337	—	—	—	2,337
Loans and receivables	25,273	1,287	590	—	27,150
Investment securities:					
Debt securities at FVOCI	—	—	—	19,204	19,204
Financial assets at amortized cost	—	—	—	107,995	107,995
	27,610	1,287	590	139,947	169,434
<b>Financial Liabilities</b>					
Deposit liabilities	140,448	2,559	8,691	—	151,698
Lease liabilities	—	—	—	303	303
	140,448	2,559	8,691	303	152,001
<b>Total Interest Gap</b>	<b>(P112,838)</b>	<b>(P1,272)</b>	<b>(P8,101)</b>	<b>P139,644</b>	<b>P17,433</b>

	2022				
	Repricing			Non-Repricing	Total
	Less than One Year	One to Five Years	Over Five Years		
<b>Financial Assets</b>					
Due from BSP	P—	P—	P—	P17,195	P17,195
Due from other banks	—	—	—	1,197	1,197
Securities purchased under resale agreement	—	—	—	1,381	1,381
Loans and receivables	19,483	1,850	61	—	21,394
Investment securities:					
Debt securities at FVOCI	—	—	—	20,762	20,762
Financial assets at amortized cost	—	—	—	99,710	99,710
	19,483	1,850	61	140,245	161,639
<b>Financial Liabilities</b>					
Deposit liabilities	135,619	3,232	8,222	—	147,073
Lease liabilities	—	—	—	194	194
	135,619	3,232	8,222	194	147,267
<b>Total Interest Gap</b>	<b>(P116,136)</b>	<b>(P1,382)</b>	<b>(P8,161)</b>	<b>P140,051</b>	<b>P14,372</b>

The Bank computes stress test on interest sensitive assets and liabilities, except for financial assets at FVOCI through gapping.

The details of the reported stress testing on interest gaps at the reporting date are shown below (amount in millions):

	2023			
	Less than One Month	One to Three Months	Over Three Months	Total
Peso-denominated Interest Sensitive Assets and Liabilities				
Assets	₱74,067	₱39,462	₱2,047	₱115,576
Liabilities	105,347	545	817	106,709
Gap	(31,280)	38,917	1,230	8,867
Cumulative Asset - Liability Gap	(₱31,280)	₱7,637	₱8,867	
Foreign-denominated Interest Sensitive Assets and Liabilities				
Assets	₱789	₱—	₱—	₱789
Liabilities	2,353	23,314	10,775	36,442
Gap	(1,564)	(23,314)	(10,775)	(35,653)
Cumulative Asset - Liability Gap	(₱1,564)	(₱24,878)	(₱35,653)	
2022				
	Less than One Month	One to Three Months	Over Three Months	Total
Peso-denominated Interest Sensitive Assets and Liabilities				
Assets	₱91,882	₱4,201	₱4,930	₱101,013
Liabilities	97,919	896	818	99,633
Gap	(6,037)	3,305	4,112	1,380
Cumulative Asset - Liability Gap	(₱6,037)	(₱2,732)	₱1,380	
Foreign-denominated Interest Sensitive Assets and Liabilities				
Assets	₱1,208	₱—	₱1,722	₱2,930
Liabilities	3,169	22,967	9,839	35,975
Gap	(1,961)	(22,967)	(8,117)	(33,045)
Cumulative Asset - Liability Gap	(₱1,961)	(₱24,928)	(₱33,045)	

The details of the reported impact of negative gaps on net interest income at the reporting date are shown below (amounts in millions):

	2023		2022	
	Amount	Percentage to Net Income	Amount	Percentage to Net Income
<b>Peso-denominated</b>				
50 bps increase in Php interest rates	₱44.33	3.77%	₱6.90	0.98%
100 bps increase in Php interest rates	88.66	7.54%	13.80	1.95%
<b>Foreign-denominated</b>				
50 bps increase in USD interest rates (in USD)	0.02	0.00%	(2.96)	(0.42%)
100 bps increase in USD interest rates (in USD)	0.05	0.00%	(5.90)	(0.84%)
50 bps increase in USD interest rates (in Php)	1.35	0.11%	(165.22)	(23.52%)
100 bps increase in USD interest rates (in Php)	2.70	0.23%	(330.44)	(47.04%)

(Forward)

	2023		2022	
	Amount	Percentage to Net Income	Amount	Percentage to Net Income
<b>Peso-denominated</b>				
50 bps decrease in Php interest rates	(P44.33)	(3.77%)	(P6.90)	(0.98%)
100 bps decrease in Php interest rates	(88.66)	(7.54%)	(13.80)	(47.04%)
<b>Foreign-denominated</b>				
50 bps decrease in USD interest rates (in USD)	(0.02)	0.00%	2.96	0.42%
100 bps decrease in USD interest rates (in USD)	(0.05)	0.00%	5.93	0.84%
50 bps decrease in USD interest rates (in Php)	(1.35)	(0.11%)	165.22	23.52%
100 bps decrease in USD interest rates (in Php)	2.70	(0.23%)	330.44	47.04%

The Bank also calculates price volatility on debt securities at FVOCI (through modified duration) in case of changes in interest rates. The following details are shown below:

	2023				
	Market value	- 50 bps	- 100 bps	+ 50 bps	+ 100 bps
<b>Foreign-denominated</b>					
Less than one year	\$4,241	\$1	\$2	(\$1)	(\$2)
≥Five to 15 years	229,065	6,867	13,735	(6,867)	(13,735)
Over 15 years	113,533	7,929	15,858	(7,929)	(15,858)
Total in USD	346,839	14,797	29,595	(14,797)	(29,595)
Total in Philippine Peso	P19,204,487	P819,330	P1,638,660	(P819,330)	(P1,638,660)
As percentage of financial assets at FVOCI		4.27%	8.53%	(4.27%)	(8.53%)
	2022				
	Market value	- 50 bps	- 100 bps	+ 50 bps	+ 100 bps
<b>Foreign-denominated</b>					
Less than one year	\$30,884	\$62	\$125	(\$62)	(\$125)
≥Five to 15 years	233,137	8,836	17,671	(8,836)	(17,671)
Over 15 years	108,365	8,449	16,898	(8,449)	(16,898)
Total in USD	372,386	17,347	34,694	(17,347)	(34,694)
Total in Philippine Peso	P20,762,401	P967,182	P1,934,364	(P967,182)	(P1,934,364)
As percentage of financial assets at FVOCI		4.66%	9.32%	(4.66%)	(9.32%)

### Foreign Exchange Risk

Foreign exchange risk arises on financial instruments that are denominated in a foreign currency other than the functional currency in which they are measured. The Bank takes on exposure to effects of fluctuations in the prevailing foreign currency exchange rates on its financial position and cash flows.

In translating the foreign currency-denominated monetary assets into Peso, the exchange rates used were P55.37 to US\$1 as at December 31, 2023 and P55.76 to US\$1 as at December 31, 2022.

Information on the Bank's foreign currency-denominated monetary assets and liabilities in their Philippine Peso equivalents follows:

	2023		2022	
	USD	In Peso	USD	In Peso
<b>Financial Assets</b>				
Cash and other cash items	\$4,667	₱258,415	\$3,092	₱172,410
Due from other banks	14,253	789,173	15,698	875,255
Accrued interest receivables	7,803	432,047	7,010	390,852
Investment securities:				
Financial assets at FVOCI	322,706	17,868,220	362,035	20,185,285
Financial assets at amortized cost	315,193	17,452,216	318,610	17,764,073
	664,622	36,800,071	706,445	39,387,875
<b>Financial Liabilities</b>				
Deposit liabilities:				
Savings	\$42,489	₱2,352,634	\$56,836	₱3,168,908
Time	612,725	33,926,563	646,190	36,028,330
Other liabilities	2,940	162,818	1,379	76,879
	658,154	36,442,015	704,405	39,274,117
Net foreign currency-denominated assets	\$6,468	₱358,056	\$2,040	₱113,758

Foreign currency liabilities generally consist of foreign currency deposits in the Bank's FCDU, which are generated from remittances to the Philippines by Filipino expatriates and overseas Filipino workers who retain for their own benefit or for the benefit of a third party.

Foreign currency deposits are generally used to fund the Bank's foreign currency denominated loans and FCDU investment portfolio. Banks are required by the BSP to match foreign currency assets with the foreign currency liabilities held through FCDU. In addition, the BSP requires a 30% liquidity reserve on all foreign currency liabilities held through FCDU.

The Bank's policy is to maintain foreign currency exposure within acceptable limits and within existing regulatory guidelines. The Bank believes that its profile of foreign currency exposure on its assets and liabilities is within conservative limits for a financial institution engaged in the type of business in which the Bank is engaged.

### **Operational Risk**

Operational risk is the risk of direct or indirect loss arising from a wide variety of causes associated with the Bank's processes, personnel, technology and infrastructure, and from external factors other than credit, market, and liquidity risks such as those arising from legal and regulatory requirements and generally accepted standards of corporate behavior. Operational risks arise from Bank operations.

The Bank's objective is to manage operational risk so as to balance the avoidance of financial losses and damage to the Bank's reputation with overall cost effectiveness and to avoid control procedures that restrict initiative and creativity.

The primary responsibility for the development and implementation of controls to address operational risk is assigned to senior management. This responsibility is supported by the development of overall standards for the management of operational risk in the following areas:

- Requirements for appropriate segregation of duties, including the independent authorization of transactions;
- Requirements for the reconciliation and monitoring of transactions;
- Compliance with regulatory and other legal requirements;
- Documentation of controls and procedures;
- Requirements for the periodic assessment of operational risks faced, and the adequacy of controls and procedures to address the risks identified;
- Requirements for the reporting of operational losses and proposed remedial action;
- Development of contingency plans;
- Training and professional development;
- Ethical and business standards; and
- Risk mitigation, including insurance where this is effective.

#### **Fair Value Estimation**

The fair value hierarchy of the Bank's financial assets and liabilities measured at fair values is presented below:

	2023				
	Fair Value				Total
	Carrying Amount	Level 1	Level 2	Level 3	
<b>Assets</b>					
Cash and other cash items	₱1,087,157	₱1,087,157	₱—	₱—	₱1,087,157
Due from BSP	11,579,430	11,579,430	—	—	11,579,430
Due from other banks	1,169,066	1,169,066	—	—	1,169,066
Securities purchased under resale agreement	2,336,535	2,336,535	—	—	2,336,535
Loans and receivables	26,533,533		—	26,533,533	26,533,533
Financial assets at FVOCI:					
Debt securities -					
Government securities	19,204,487	19,204,487	—	—	19,204,487
Equity securities:					
Quoted equity securities	277,372	277,372	—	—	277,372
Unquoted equity securities	168	—	—	168	168
Financial assets at amortized cost:					
Government securities	107,994,772	107,556,177	—	—	107,556,177
Other assets*	44,711	1,000	—	43,711	44,711
	₱170,227,231	₱143,211,224	₱—	₱26,577,412	₱169,788,636
<b>Liabilities</b>					
Deposit liabilities	₱151,698,140	₱—	₱151,698,140	₱—	₱151,698,140
Manager’s check	155,863	155,863	—	—	155,863
Accrued interest and other expenses	273,893	—	273,893	—	273,893
Lease liabilities	303,940	—	303,940	—	303,940
Other liabilities**	233,875	—	—	233,875	233,875
	₱152,665,711	₱155,863	₱152,275,973	₱233,875	₱152,665,711

\*Includes refundable deposits, other investments and RCOCI under "Other Assets".

\*\*Excluding statutory liabilities, provision for impairment losses on commitments and contingent assets and retirement liability.

	2022				
	Fair Value				Total
	Carrying Amount	Level 1	Level 2	Level 3	
<b>Assets</b>					
Cash and other cash items	₱1,035,708	₱1,035,708	₱—	₱—	₱1,035,708
Due from BSP	17,194,897	17,194,897	—	—	17,194,897
Due from other banks	1,196,557	1,196,557	—	—	1,196,557
Securities purchased under resale agreement	1,381,191	1,381,191	—	—	1,381,191
Loans and receivables	21,074,445	—	—	21,074,445	21,074,445
Financial assets at FVOCI:					
Debt securities -					
Government securities	20,762,401	20,762,401	—	—	20,762,401
Equity securities:					
Quoted equity securities	938,592	938,592	—	—	938,592
Unquoted equity securities	168	—	—	168	168
Financial assets at amortized cost:					
Government securities	99,543,601	95,117,909	—	—	95,117,909
Corporate bonds	166,590	165,919	—	—	165,919
Other assets*	43,973	562	—	43,411	43,973
	₱163,338,123	₱137,793,736	₱—	₱21,118,024	₱158,911,760
<b>Liabilities</b>					
Deposit liabilities	₱147,072,526	₱—	₱147,072,526	₱—	₱147,072,526
Manager’s check	142,903	142,903	—	—	142,903
Accrued interest and other expenses	143,619	—	—	143,619	143,619
Lease liabilities	193,870	—	193,870	—	193,870
Other liabilities**	196,551	—	—	196,551	196,551
	₱147,749,469	₱142,903	₱147,266,396	₱340,170	₱147,749,469

\*Includes refundable deposits, other investments and RCOCI under "Other Assets".

\*\*Excluding statutory liabilities, provision for impairment losses on commitments and contingent assets and retirement liability.

The following methods and assumptions were used to estimate the fair value of each class of financial instrument for which it is practicable to estimate such value:

*Cash and Other Cash Items, Due from BSP and Other Banks, Securities Purchased Under Resale Agreement, Refundable Deposits, Other Investments, and RCOCI.* The carrying amounts approximate their fair values in view of the relatively short-term maturities of these instruments, or it approximates the amounts expected to be received.

*Debt Securities.* This pertains to government-issued debt securities. Fair values are generally based on quoted market prices. If the market prices are not readily available, fair values are estimated using either values obtained from independent parties offering pricing services or adjusted quoted market prices of comparable investments or using the discounted cash flow methodology.

*Equity Securities.* This includes quoted and unquoted equity securities. For publicly traded equity securities, fair values are based on quoted prices published in the Philippine equity markets. For unquoted equity securities for which no reliable basis for fair value measurement is available, these are carried at cost net of impairment, if any.

*Loans and Receivables.* Fair values of loans and receivables are estimated using the discounted cash flow methodology, using the Bank's current incremental lending rates for similar types of loans and receivables.

Generally, significant increases (decreases) in rate would result in a significantly higher (lower) fair value measurement. Significant increases (decreases) in effective interest rate would result in a significantly lower (higher) fair value measurement.

*Deposit Liabilities.* Carrying amounts of deposit liabilities approximate fair values considering that these are currently due and demandable.

*Manager's Checks.* Carrying amounts approximate fair values due to the short-term nature of the accounts.

*Lease Liabilities.* Carrying amounts of lease liability approximates its fair value as these are measured at the present value of lease payments to be made over the lease term using the Bank's incremental borrowing rates based on the BVAL rates.

*Accrued Interest and Other Expenses and Other Liabilities.* Quoted market prices are not readily available for these liabilities. These are reported at cost and are not significant in relation to the Bank's total portfolio.

There were no transfers between levels 1, 2 and 3 during the year.

---

## 5. **Capital Risk Management**

The Bank's capital management seeks to maintain adequate capital levels at all times, not only to comply with externally imposed capital requirements, maintain healthy capital ratios in order to support its business, withstand plausible stress events but also to optimize shareholders' value.

The Bank actively manages its capital structure and makes adjustments in light of the changes in economic conditions and the risk characteristics of its activities. In so doing, the Bank may adjust the amount of dividend payment to shareholders, return capital to shareholders or issue capital securities. No changes were made to the objectives, policies, and processes as at December 31, 2023 and 2022.

### **Capital Management**

Under the existing BSP regulations, the determination of compliance with regulatory requirements and ratios is based on the amount of the "qualifying capital" (regulatory net worth) as reported to the BSP, which is determined on the basis of the Regulatory Accounting Principles (RAP) that differ from PFRS in some respects. In addition, the risk-based capital ratio of a bank or Capital Adequacy Ratio (CAR) expressed as a percentage of qualifying capital to risk-weighted assets should not be less than 10% at all times.

Qualifying capital and risk-weighted assets are computed based on the RAP. Risk-weighted assets consist of total assets less cash on hand, due from BSP, loans covered by hold-out on or assignment of deposits, loans or acceptances under letters of credit to the extent covered by margin deposits and other non-risk items determined by the Monetary Board of the BSP.



The CAR of the Bank as at December 31, as reported to the BSP, follows (amounts in millions):

	2023	2022
Tier 1 capital	<b>₱21,462</b>	₱19,856
Tier 2 capital	<b>525</b>	239
Total regulatory qualifying capital	<b>₱21,987</b>	₱20,095
Risk-weighted assets	<b>₱50,791</b>	₱48,164
Tier 1 capital ratio	<b>42.26%</b>	41.23%
Tier 2 capital ratio	<b>1.03%</b>	0.50%
Total capital ratio	<b>43.29%</b>	41.72%

The Bank has fully complied with the CAR requirement of the BSP as at December 31, 2023 and 2022.

The Bank, as a universal bank with 61 branches, including Head Office, as at December 31, 2023 and 2022, is required to maintain a minimum capital of ₱15.0 billion. Accordingly, the Bank maintains an acceptable level of equity to comply with the minimum capital requirement. As at December 31, 2023 and 2022, the Bank has complied with the required capitalization.

As part of the reforms of the PSE to expand capital market and improve transparency among listed firms, the PSE requires listed entities to maintain a minimum of 10% of their issued and outstanding shares, exclusive of any treasury shares, held by the public. The Bank has fully complied with this requirement.

The BSP also requires the Basel III Leverage Ratio (BLR), which is designed to act as a supplementary measure to the risk-based capital requirements. BLR intends to restrict the build-up of leverage in the banking sector to avoid destabilizing deleveraging processes, which can damage the broader financial system and the economy. It also reinforces the risk-based requirements with a simple, non-risk based “backstop” measure. The BLR is computed as the capital measure (Tier 1 capital) divided by the total exposure measure and should not be less than 5.00%.

As at December 31, 2023 and 2022, the BLR reported to the BSP is as follows (amounts in millions):

	2023	2022
Tier 1 capital	<b>₱21,462</b>	₱19,856
Total exposure measure	<b>172,740</b>	168,049
BLR	<b>12.42%</b>	11.82%

The BLR is computed based on the RAP. The Bank is compliant with the BSP requirements as at December 31, 2023 and 2022.

## 6. Cash and Cash Equivalents

This account consists of:

	Note	2023	2022
Cash and other cash items		<b>₱1,087,157</b>	₱1,035,708
Due from BSP	14	<b>11,579,430</b>	17,194,897
Due from other banks		<b>1,169,066</b>	1,196,557
		<b>₱13,835,653</b>	₱19,427,162

Due from other banks represents balances of funds on deposit with other domestic and foreign banks.

Due from BSP represents the deposit balance maintained with the BSP to meet reserve requirements.

	2023	2022	2021
Due from BSP	5.00% to 6.76%	1.50% to 6.38%	1.50% to 4.80%
Due from other banks	0.01% to 0.06%	0.01% to 1.30%	0.05% to 1.50%

Interest income amounted to ₱386,719, ₱557,439 and ₱560,440 in 2023, 2022 and 2021, respectively.

## 7. Securities Purchased under Resale Agreement

These pertain to the overnight placements with the BSP as at December 31, 2023 and 2022, where the underlying securities cannot be sold or re-pledged to parties other than the BSP. Effective interest earned from these placements ranges from 5.50% to 6.48% in 2023, from 2.00% to 5.50% in 2022, from 2.00% to 4.50% in 2021.

As at December 31, 2023 and 2022, the account amounted to ₱2,336,535 and ₱1,381,191, respectively.

Interest income amounted to ₱149,497, ₱69,579 and ₱49,287 in 2023, 2022 and 2021, respectively.

## 8. Investment Securities

Details and movements of this account are as follows:

	Note	2023		
		Financial Assets at		Total
		Amortized Cost	FVOCI	
Balances at beginning of year		₱99,710,191	₱21,701,161	₱121,411,352
Additions		699,313,140	208,485	699,521,625
Maturities/disposals		(690,889,360)	(2,920,502)	(693,809,862)
Net unrealized fair value gain		–	665,244	665,244
Translation adjustment		(116,006)	(117,254)	(233,260)
Net amortization of premium		(27,266)	(60,935)	(88,201)
		107,990,699	19,476,199	127,466,898
Reversal of impairment losses	13	4,074	5,828	9,902
Balances at end of year		₱107,994,773	₱19,482,027	₱127,476,800

	Note	2022		
		Financial Assets at		Total
		Amortized Cost	FVOCI	
Balances at beginning of year		₱60,269,012	₱26,019,685	₱86,288,697
Additions		514,060,018	139,623	514,199,641
Maturities/disposals		(476,146,720)	(1,188,906)	(477,335,626)
Net unrealized fair value loss		–	(5,471,928)	(5,471,928)
Translation adjustment		1,509,425	2,292,681	3,802,106
Net amortization of premium		(47,998)	(89,994)	(137,992)
		99,643,737	21,701,161	121,344,898
Reversal of impairment losses	13	66,454	–	66,454
Balances at end of year		₱99,710,191	₱21,701,161	₱121,411,352

Interest income on investment securities consists of:

	2023	2022	2021
Financial assets at amortized cost	<b>₱5,484,434</b>	₱3,052,802	₱1,998,008
Financial assets at FVOCI	<b>744,008</b>	751,568	748,765
	<b>₱6,228,442</b>	₱3,804,370	₱2,746,773

Details on sale/maturity of investment securities are as follows:

	2023	2022	2021
Proceeds/consideration	<b>₱694,444,205</b>	₱477,585,883	₱275,036,396
Carrying amount	<b>693,809,862</b>	477,335,626	274,265,851
Gain on sale	<b>₱634,343</b>	₱250,257	₱770,545

The proceeds/consideration in 2023 includes the receivable from sale of investment in quoted equity shares amounting to ₱1,199,662, which is treated as a non-cash transaction.

#### **Financial Assets at Amortized Cost**

This account consists of:

	2023	2022
Government securities	<b>₱107,994,773</b>	₱99,543,601
Corporate bonds	—	166,590
	<b>₱107,994,773</b>	₱99,710,191

The range of average interest rates of financial assets at amortized cost follows:

	2023	2022	2021
Peso-denominated	<b>2.38% to 7.25%</b>	2.38% to 7.50%	1.69% to 6.88%
Foreign-denominated	<b>2.46% to 5.95%</b>	2.48% to 5.95%	1.65% to 5.00%

Interest income from financial assets at amortized cost amounted to ₱5,484,434, ₱3,052,802 and ₱1,998,008 in 2023, 2022 and 2021, respectively.

Financial assets at amortized cost include BSP bills amounting to ₱73,000,000 of which interest income was received in advance, net of final tax. As at December 31, 2023, unearned interest amounted to ₱392,861.

Details on sale/maturity of financial assets at amortized cost are as follows:

	2023	2022	2021
Proceeds	<b>₱690,993,209</b>	₱476,359,686	₱270,706,873
Carrying amount	<b>690,889,360</b>	476,146,720	270,297,175
Gain on sale	<b>₱103,849</b>	₱212,966	₱409,698

### **Financial Assets at FVOCI**

This account consists of:

	2023	2022
Debt securities -		
Government securities	<b>₱19,204,487</b>	₱20,762,401
Equity securities:		
Quoted	<b>277,372</b>	938,592
Unquoted	<b>168</b>	168
	<b>277,540</b>	938,760
	<b>₱19,482,027</b>	₱21,701,161

*Government-issued Debt Securities.* Investments in government-issued debt securities pertain to treasury notes, treasury bonds and dollar-denominated bonds issued by the Philippine government. The fair values of these debt securities are reported using quoted market prices as at reporting date.

The Bank has been managing its debt securities under the financial asset at FVOCI business model to address potential liquidity issues. As at December 31, 2023 and 2022, the Bank has assessed that it has sufficient liquid assets.

Quoted market prices vary with prevailing interest rates in 2022 and 2021. The fair values of the debt securities decreased significantly resulting to unrealized losses on fair value changes amounting to ₱5,471,928 and ₱1,720,969, respectively, recognized in other comprehensive loss pursuant to the financial reporting standard. The situation arose due to policy increases in interest rates decided upon by the authorities to control inflation. An increase in prevailing interest rates automatically reduces the reported value of fixed income securities considered as securities held for sale and classified as financial assets. In 2023, a turnaround in market interest rates occurred resulting to an unrealized fair value gain of ₱665,244 during the year.

The Bank can hold these securities to maturity at which time these are scheduled to be redeemed at their principal value. However, the Bank can also dispose of these investments should the market conditions improve. If the Bank will hold to these securities up to its maturity, there should have been no unrealized fair value losses.

The range of average interest rates of debt securities at FVOCI is as follows:

	2023	2022	2021
Foreign-denominated	<b>1.65% to 6.38%</b>	1.65% to 6.38%	1.65% to 6.38%
Peso-denominated	—	4.75% to 5.75%	3.50% to 5.75%

Interest income from financial assets at amortized cost amounted to ₱744,008, ₱751,568 and ₱748,765 in 2023, 2022 and 2021, respectively.

*Quoted Equity Securities.* Investments in quoted equity securities pertain to various shares of companies listed in the PSE. Fair values of quoted equity securities are based on quoted market prices as at reporting date.

As mandated by the BSP, on July 7, 2023, the Bank sold its investment in PBCOM for a consideration amounting to ₱1,639,330 through the execution of CPS, resulting to a gain of ₱473,035. The consideration, which will be received through a one-time payment at the end of the five-year term, is recognized as "Receivables from sale of investment in quoted equity shares" presented under "Loans and receivables" account, net of unearned discount (see Note 9).

Details are as follows:

Proceeds	₱1,639,330
Unearned discount	439,668
Accretion	(43,969)
	395,701
Carrying amount	₱1,243,629

The incremental rate for similar type of instruments were used in the discounting the receivables, as the CPS does not bear interest. Provision for credit and impairment losses amounting to ₱186,544 was recognized in 2023 (see Note 13). Realized fair value loss at the time of sale amounting to ₱452,230 was adjusted against retained earnings.

In 2022, the Bank sold for cash certain investments in quoted equity shares with carrying value of ₱206,913 for ₱202,461, resulting to loss of ₱4,452. Realized fair value loss at the time of sale amounting to ₱68,517 was adjusted against retained earnings.

*Unquoted Equity Securities.* This account is comprised of shares of stock of private corporations that are carried at cost since fair value cannot be reliably estimated due to lack of reliable estimates of future cash flows and discount rates necessary to calculate the fair value. There is currently no market for these investments and the Bank intends to hold them for long-term.

Movements in cumulative unrealized losses on fair value changes of financial assets at FVOCI are as follows:

	2023	2022
Balance at beginning of year	(₱4,284,805)	₱1,118,606
Unrealized fair value gains (losses)	659,416	(5,562,867)
Reversal of allowance for impairment losses	5,828	90,939
Net unrealized gains (losses)	665,244	(5,471,928)
Realized fair value losses	452,230	68,517
Balance at end of year	(₱3,167,331)	(₱4,284,805)

Details on sale/maturity of financial assets at FVOCI are as follows:

	2023	2022	2021
Proceeds/consideration*	₱3,450,996	₱1,226,197	₱4,329,523
Carrying amount	2,920,502	1,188,906	3,968,676
Gain on sale	₱530,494	₱37,291	₱360,847

\*Includes receivable from the sale of investment in quoted equity shares as at December 31, 2023

## 9. Loans and Receivables

This account consists of:

	Note	2023	2022
Loans receivable from customers:			
Corporate		<b>₱23,476,990</b>	₱19,602,845
Individual		<b>4,484,915</b>	4,940,671
		<b>27,961,905</b>	24,543,516
Receivable from sale of investment in quoted equity shares	8	<b>1,243,629</b>	–
Accrued interest		<b>581,490</b>	610,863
Sales contract receivables		<b>33,663</b>	46,292
Others		<b>22,978</b>	5,402
		<b>29,843,665</b>	25,206,073
Allowance for credit and impairment losses	13	<b>(3,310,132)</b>	(4,131,628)
		<b>₱26,533,533</b>	₱21,074,445

Loans receivable from customers consists of:

	2023	2022
Bills discounted loans	<b>₱15,434,830</b>	₱14,338,716
Term loans	<b>8,706,527</b>	7,879,908
Trust receipts	<b>2,041,551</b>	1,707,158
Agrarian reform	<b>1,778,997</b>	617,734
	<b>₱27,961,905</b>	₱24,543,516

The range of average interest rates of loans receivables from customers of the Bank for the years ended December 31 follows:

	2023	2022	2021
Corporate loans	<b>2.25% to 18.46%</b>	2.25% to 10.52%	2.00% to 10.00%
Individual loans	<b>2.18% to 22.67%</b>	1.38% to 22.67%	1.25% to 16.85%

Interest income on loans and receivables consists of:

	2023	2022	2021
Loans receivable from customers	<b>₱1,639,226</b>	₱1,126,687	₱1,046,869
Receivable from sale of investment in quoted equity shares	<b>43,969</b>	–	–
Sales contract receivables	<b>2,737</b>	1,414	1,562
	<b>₱1,685,932</b>	₱1,128,101	₱1,048,431

## 10. Property and Equipment

Details and movements of this account are as follows:

2023						
	Land	Buildings and Improvements	Furniture, Fixtures and Equipment	Transportation Equipment	ROU Assets (see Note 24)	Total
<b>Cost</b>						
Balance at beginning of year	₱2,360,888	₱1,205,957	₱572,274	₱66,256	₱300,268	₱4,505,643
Additions	—	45,512	41,500	7,642	179,044	273,698
Disposals	—	(2,186)	(18,052)	(4,041)	(36,011)	(60,290)
Balance at end of year	2,360,888	1,249,283	595,722	69,857	443,301	4,719,051
<b>Accumulated Depreciation and Amortization</b>						
Balance at beginning of year	—	605,544	527,168	56,512	128,838	1,318,062
Depreciation and amortization	—	44,335	25,752	4,745	65,923	140,755
Disposals	—	(2,186)	(9,383)	(1,709)	(30,967)	(44,245)
Balance at end of year	—	647,693	543,537	59,548	163,794	1,414,572
<b>Carrying Amount</b>	<b>₱2,360,888</b>	<b>₱601,590</b>	<b>₱52,185</b>	<b>₱10,309</b>	<b>₱279,507</b>	<b>₱3,304,479</b>

2022						
	Land	Buildings and Improvements	Furniture, Fixtures and Equipment	Transportation Equipment	ROU Assets (see Note 24)	Total
<b>Cost</b>						
Balance at beginning of year	₱2,035,457	₱1,266,293	₱563,520	₱66,724	₱266,745	₱4,198,739
Additions	343,515	53,423	22,814	1,056	64,629	485,437
Disposals	(18,084)	(113,759)	(14,060)	(1,524)	(31,106)	(178,533)
Balance at end of year	2,360,888	1,205,957	572,274	66,256	300,268	4,505,643
<b>Accumulated Depreciation and Amortization</b>						
Balance at beginning of year	₱—	₱573,207	₱506,288	₱52,836	₱105,994	₱1,238,325
Depreciation and amortization	—	42,523	31,863	5,200	53,950	133,536
Disposals	—	(10,186)	(10,983)	(1,524)	(31,106)	(53,799)
Balance at end of year	—	605,544	527,168	56,512	128,838	1,318,062
<b>Carrying Amount</b>	<b>₱2,360,888</b>	<b>₱600,413</b>	<b>₱45,106</b>	<b>₱9,744</b>	<b>₱171,430</b>	<b>₱3,187,581</b>

Details of depreciation and amortization are as follows:

	Note	2023	2022	2021
Property and equipment		₱140,755	₱133,536	₱122,941
Investment properties	11	44,969	32,272	19,160
Computer software	12	9,109	9,227	6,278
	22	₱194,833	₱175,035	₱148,379

Details on sale of property and equipment are as follows:

	Note	2023	2022	2021
Proceeds		₱11,165	₱167,837	₱132,004
Carrying amount		11,001	124,734	129,767
Gain on sale	20	₱164	₱43,103	₱2,237

The disposal on ROU assets pertain to the pre-termination of a lease contract in 2023 (see Note 24).

## 11. Investment Properties

Details and movements of this account are as follows:

		2023		
	Note	Land	Buildings and Improvements	Total
<b>Cost</b>				
Balance at beginning of year		₱1,834,458	₱407,671	₱2,242,129
Foreclosures		169,025	127,723	296,748
Disposals		(15,237)	(5,232)	(20,469)
Balance at end of year		1,988,246	530,162	2,518,408
<b>Accumulated Depreciation and Amortization</b>				
Balance at beginning of year		–	166,435	166,435
Depreciation and amortization	10	–	44,969	44,969
Disposals		–	(2,031)	(2,031)
Balance at end of year		–	209,373	209,373
<b>Accumulated Impairment Losses</b>				
Balance at beginning of year		69,265	994	70,259
Provision		19,380	–	19,380
Disposals		(38)	(994)	(1,032)
Balance at end of year		88,607	–	88,607
<b>Carrying Amount</b>		<b>₱1,899,639</b>	<b>₱320,789</b>	<b>₱2,220,428</b>

		2022		
	Note	Land	Buildings and Improvements	Total
<b>Cost</b>				
Balance at beginning of year		₱1,452,485	₱380,056	₱1,832,541
Foreclosures		405,975	34,682	440,657
Disposals		(24,002)	(7,067)	(31,069)
Balance at end of year		1,834,458	407,671	2,242,129
<b>Accumulated Depreciation and Amortization</b>				
Balance at beginning of year		–	140,528	140,528
Depreciation and amortization	10	–	32,272	32,272
Disposals		–	(6,365)	(6,365)
Balance at end of year		–	166,435	166,435
<b>Accumulated Impairment Losses</b>				
Balance at beginning of year		29,454	1,031	30,485
Provision		40,689	–	40,689
Disposals		(878)	(37)	(915)
Balance at end of year		69,265	994	70,259
<b>Carrying Amount</b>		<b>₱1,765,193</b>	<b>₱240,242</b>	<b>₱2,005,435</b>

Details on the sale of investment properties are as follows:

	2023	2022	2021
Proceeds	₱24,784	₱52,353	₱340,218
Carrying amount	17,406	23,789	74,871
Gain on sale	₱7,378	₱28,564	₱265,347



Direct operating expense on investment properties amounted to ₱26.7 million, ₱25.2 million and ₱10.8 million in 2023, 2022 and 2021, respectively.

In 2023, 2022 and 2021, loans with an aggregate carrying amount of ₱190.2 million, ₱299.8 million and ₱53.0 million, respectively, were derecognized in exchange for foreclosed properties. Gain on foreclosure amounted to ₱106,473, ₱140,884 and ₱36,210 in 2023, 2022 and 2021, respectively.

The aggregate fair value of the investment properties amounted to ₱4,619.4 million and ₱4,758.6 million as at December 31, 2023 and 2022, respectively. Fair value was determined based on valuations made by independent or in-house appraisers. Valuations were derived on the basis of recent sales of similar properties in the same area as the investment properties and taking into account the economic conditions prevailing at the time the valuations were made. The most significant input into this valuation approach is the price per square meter, hence, the higher the price per square meter, the higher the fair value. The fair value measurement is categorized as Level 2 (significant observable inputs).

## 12. Other Assets

This account consists of:

	2023	2022
Prepaid expenses	₱175,865	₱103,302
Creditable withholding tax	62,911	53,637
Documentary stamp tax	31,167	31,959
Refundable deposits	22,354	22,354
Computer software	21,519	25,161
Other investments	21,357	21,057
Others	21,843	66,040
	<b>₱357,016</b>	<b>₱323,510</b>

Prepaid expenses comprise mainly of business taxes and licenses, and insurance premium paid in advance.

Movements in computer software are as follows:

	Note	2023	2022
<b>Cost</b>			
Balance at beginning of year		₱90,184	₱89,573
Additions		5,467	611
Balance at end of year		<b>95,651</b>	90,184
<b>Amortization</b>			
Balance at beginning of year		65,023	55,796
Amortization	10	9,109	9,227
Balance at end of year		<b>74,132</b>	65,023
<b>Carrying Amount</b>		<b>₱21,519</b>	<b>₱25,161</b>

Other investments represent the required minimum amount of investment in various banking facilities to avail of their services and support the viability and sustainability of the banking network system.

### 13. Allowance for Credit and Impairment Losses

Movements in the allowance for credit and impairment losses on financial assets are as follows:

2023					
	Financial Assets at Amortized Cost (see Note 8)	Debt Securities at FVOCI (see Note 8)	Loans and Receivables (see Note 9)	Commitments and Other Contingent Assets (see Note 16)	Total
Balances at beginning of year	₱18,582	₱24,352	₱4,131,628	₱14,257	₱4,188,819
Reversal	(4,074)	(5,828)	(821,496)	—	(831,398)
Translation adjustment	(109)	—	—	—	(109)
Balances at end of year	₱14,399	₱18,524	₱3,310,132	₱14,257	₱3,357,312

2022					
	Financial Assets at Amortized Cost (see Note 8)	Debt Securities at FVOCI (see Note 8)	Loans and Receivables (see Note 9)	Commitments and Other Contingent Assets (see Note 16)	Total
Balances at beginning of year	₱79,208	₱107,623	₱4,252,428	₱14,257	₱4,453,516
Reversal	(66,454)	(90,939)	—	—	(157,393)
Derecognition	—	—	(120,800)	—	(120,800)
Translation adjustment	5,828	7,668	—	—	13,496
Balances at end of year	₱18,582	₱24,352	₱4,131,628	₱14,257	₱4,188,819

2021					
	Financial Assets at Amortized Cost (see Note 8)	Debt Securities at FVOCI (see Note 8)	Loans and Receivables (see Note 9)	Commitments and Other Contingent Assets (see Note 16)	Total
Balances at beginning of year	₱19,108	₱26,616	₱4,201,515	₱14,257	₱4,261,496
Provision	60,100	81,007	1,321,046	—	1,462,153
Reversal	—	—	(1,207,724)	—	(1,207,724)
Derecognition	—	—	(62,409)	—	(62,409)
Balances at end of year	₱79,208	₱107,623	₱4,252,428	₱14,257	₱4,453,516

With the foregoing level of allowance for credit and impairment losses, management believes that the Bank has sufficient allowance to cover for any losses that the Bank may incur from the non-collection or non-realization of its financial assets.

Allowance for credit and impairment losses on loans and receivables relates to the following:

	2023	2022
Loans receivables from customers	₱3,120,517	₱4,108,861
Receivable from sale of investment in quoted equity shares	186,544	—
Accrued interest	3,071	22,767
	₱3,310,132	₱4,131,628

Below is the analysis of movements of corporate accounts:

	2023			
	Stage 1	Stage 2	Stage 3	Total
<b>Gross Amount</b>				
Balances at beginning of year	₱15,671,635	₱1,116,592	₱2,814,618	₱19,602,845
Loan releases	6,212,718	—	19,323	6,232,041
Payments/foreclosures	(1,933,261)	(257,890)	(166,745)	(2,357,896)
Transfers to stage 2	(49,597)	50,523	(926)	—
Transfers to stage 3	—	(440,198)	440,198	—
Balances at end of year	19,901,495	469,027	3,106,468	23,476,990
<b>Allowance for Impairment and Credit Losses</b>				
Balances at beginning of year	299,531	573,122	2,175,105	3,047,758
Provisions	165,509	214	83,962	249,685
Reversals	(250,449)	(385,949)	(132,267)	(768,665)
Transfers to stage 2	—	1	(1)	—
Transfers to stage 3	—	(187,149)	187,149	—
Balances at end of year	214,591	239	2,313,948	2,528,778
<b>Carrying Amount</b>	<b>₱19,686,904</b>	<b>₱468,788</b>	<b>₱792,520</b>	<b>₱20,948,212</b>

	2022			
	Stage 1	Stage 2	Stage 3	Total
<b>Gross Amount</b>				
Balances at beginning of year	₱16,518,554	₱1,509,990	₱3,017,899	₱21,046,443
Loan releases	3,803,093	—	—	3,803,093
Payments/foreclosures	(4,617,688)	(484,446)	(144,557)	(5,246,691)
Transfers to stage 1	594,418	(509,224)	(85,194)	—
Transfers to stage 2	(626,742)	661,574	(34,832)	—
Transfers to stage 3	—	(61,302)	61,302	—
Balances at end of year	15,671,635	1,116,592	2,814,618	19,602,845
<b>Allowance for Impairment and Credit Losses</b>				
Balances at beginning of year	203,898	807,004	2,163,002	3,173,904
Provisions	172,058	122,203	41,575	335,836
Reversals	(33,398)	(411,965)	(16,619)	(461,982)
Transfers to stage 1	72	(72)	—	—
Transfers to stage 2	(43,099)	55,952	(12,853)	—
Balances at end of year	299,531	573,122	2,175,105	3,047,758
<b>Carrying Amount</b>	<b>₱15,372,104</b>	<b>₱543,470</b>	<b>₱639,513</b>	<b>₱16,555,087</b>

Below is the analysis of movements of individual accounts:

	2023			
	Stage 1	Stage 2	Stage 3	Total
<b>Gross Amount</b>				
Balances at beginning of year	₱3,553,706	₱534,312	₱852,653	₱4,940,671
Loan releases	787,321	9,320	2,530	799,171
Payments/foreclosures	(1,087,404)	(65,859)	(101,664)	(1,254,927)
Transfers to stage 1	160,294	(160,294)	—	—
Transfers to stage 2	(39,887)	41,215	(1,328)	—
Transfers to stage 3	(35,093)	(291,085)	326,178	—
Balances at end of year	3,338,937	67,609	1,078,369	4,484,915
<b>Allowance for Impairment and Credit Losses</b>				
Balances at beginning of year	89,047	356,997	615,059	1,061,103
Provisions	24,334	413	53,499	78,246
Reversals	(74,268)	(134,225)	(339,117)	(547,610)
Transfers to stage 1	7,814	(7,814)	—	—
Transfers to stage 2	(22)	22	—	—
Transfers to stage 3	(728)	(214,958)	215,686	—
Balances at end of year	46,177	435	545,127	591,739
<b>Carrying Amount</b>	<b>₱3,292,760</b>	<b>₱67,174</b>	<b>₱533,242</b>	<b>₱4,108,859</b>

	2022			
	Stage 1	Stage 2	Stage 3	Total
<b>Gross Amount</b>				
Balances at beginning of year	₱3,301,706	₱547,717	₱931,813	₱4,781,236
Loan releases	1,091,138	27,606	8,000	1,126,744
Payments/foreclosures	(914,761)	(8,653)	(43,895)	(967,309)
Transfers to stage 1	77,890	(36,263)	(41,627)	–
Transfers to stage 2	(2,267)	14,642	(12,375)	–
Transfers to stage 3	–	(10,737)	10,737	–
Balances at end of year	3,553,706	534,312	852,653	4,940,671
<b>Allowance for Impairment and Credit Losses</b>				
Balances at beginning of year	92,930	286,064	572,534	951,528
Provisions	26,150	90,430	192,774	309,354
Reversals	(30,364)	(18,289)	(151,126)	(199,779)
Transfers to stage 1	350	(350)	–	–
Transfers to stage 2	(19)	3,742	(3,723)	–
Transfers to stage 3	–	(4,600)	4,600	–
Balances at end of year	89,047	356,997	615,059	1,061,103
<b>Carrying Amount</b>	₱3,464,659	₱177,315	₱237,594	₱3,879,568

#### 14. Deposit Liabilities

This account consists of:

	2023	2022
Savings	₱106,172,027	₱99,955,236
Time	44,634,972	46,350,563
Demand	891,141	766,727
	₱151,698,140	₱147,072,526

As per the BSP Circular No. 1175, *Reduction in Reserve Requirements*, effective on June 30, 2023, the reserve requirement was reduced from 12% to 9.5% for universal banks. The Bank has available reserves consisting of due from BSP amounting to ₱11,579 and ₱17,195 as at December 31, 2023 and 2022, respectively, and is compliant with the reserve requirement (see Note 6).

The annual fixed interest rate of deposit liabilities ranges from 0.05% to 5.25% in 2023, 0.05% to 4.25% in 2022 and 0.05% to 1.75% in 2021.

Interest expense on deposit liabilities account consists of:

	2023	2022	2021
Savings deposits	₱4,045,979	₱2,136,202	₱1,404,268
Time deposits	1,262,205	602,267	532,697
	₱5,308,184	₱2,738,469	₱1,936,965

# 15. Accrued Interest, Taxes and Other Expenses

This account consists of:

	2023	2022
Accrued expenses	<b>₱170,273</b>	₱68,321
Accrued interest	<b>103,620</b>	75,298
Other taxes payable	<b>102,880</b>	64,770
	<b>₱376,773</b>	₱208,389

# 16. Other Liabilities

This account consists of:

	Note	2023	2022
Accounts payable		<b>₱102,893</b>	₱68,346
Statutory liabilities		<b>85,148</b>	55,116
Due to BSP		<b>28,559</b>	16,775
Outstanding acceptances and customers' liabilities		<b>27,764</b>	60,588
Dormant deposit accounts		<b>17,332</b>	18,417
Due to the Treasurer of the Philippines		<b>16,977</b>	15,911
Provision for impairment losses on commitments and contingent assets	13	<b>14,257</b>	14,257
Deposits for safety deposit boxes		<b>4,299</b>	5,242
Retirement liability	21	<b>2,558</b>	3,300
Security deposit		<b>1,722</b>	3,772
Others		<b>34,329</b>	7,500
		<b>₱335,838</b>	₱269,224

Accounts payable mainly consist of unpaid charges pertaining to cash card and trading transactions and are normally settled in the following month.

Statutory liabilities pertains to amounts due to various government agencies and are normally settled in the following month.

Due to BSP pertains to accruals for supervision fees are normally settled in the following year.

Outstanding acceptances and customers' liabilities pertain to payables arising from customer trade for which the Bank has given accommodations to the buyer/importer in the form of acceptance credit. These are normally settled within the next reporting year.

Due to the Treasurer of the Philippines pertains to remaining balances of dormant accounts surrendered to the Treasurer of the Philippines. These are normally settled within the next reporting year.

Deposits will be refunded to customers at the end of the agreement/contract.

Others mainly consist of deferred charges.

## 17. Classification of Assets and Liabilities

The following tables present the carrying amount of assets and liabilities classified as either current or noncurrent as at December 31:

		2023			2022		
	Note	Current	Noncurrent	Total	Current	Noncurrent	Total
<b>Financial Assets</b>							
Cash and other cash items	6	₱1,087,157	₱–	₱1,087,157	₱1,035,708	₱–	₱1,035,708
Due from BSP	6	11,579,430	–	11,579,430	17,194,897	–	17,194,897
Due from other banks	6	1,169,066	–	1,169,066	1,196,557	–	1,196,557
Securities purchased under resale agreement	7	2,336,535	–	2,336,535	1,381,191	–	1,381,191
Loans and receivables	9	21,435,559	8,408,106	29,843,665	20,283,775	4,922,298	25,206,073
Investment securities:							
Financial assets at FVOCI	8	277,804	19,222,747	19,500,551	1,723,717	20,001,796	21,725,513
Financial assets at amortized cost		78,098,712	29,910,460	108,009,172	63,467,682	36,261,091	99,728,773
Other assets*	12	1,000	43,711	44,711	562	43,411	43,973
		115,985,263	57,585,024	173,570,287	106,284,089	61,228,596	167,512,685
Less allowance for credit and impairment losses**	13	3,031,306	311,749	3,343,055	3,327,682	846,880	4,174,562
		112,953,957	57,273,275	170,227,232	102,956,407	60,381,716	163,338,123
<b>Nonfinancial Assets</b>							
Property and equipment	10	₱–	₱4,719,051	₱4,719,051	₱–	₱4,505,643	₱4,505,643
Investment properties	11	–	2,518,408	2,518,408	–	2,242,129	2,242,129
Deferred tax assets – net	26	–	372,194	372,194	–	544,689	544,689
Other assets	12	290,786	95,651	386,437	188,898	155,662	344,560
		290,786	7,705,304	7,996,090	188,898	7,448,123	7,637,021
Less:							
Accumulated depreciation and amortization	10, 11, 12	–	1,698,077	1,698,077	–	1,549,520	1,549,520
Allowance for impairment losses	11	–	88,607	88,607	–	70,259	70,259
		–	1,786,684	1,786,684	–	1,619,779	1,619,779
		290,786	5,918,620	6,209,406	188,898	5,828,344	6,017,242
		₱113,244,743	₱63,191,895	₱176,436,638	₱103,145,305	₱66,210,060	₱169,355,365
<b>Financial Liabilities</b>							
Deposit liabilities	14	₱140,454,349	₱11,243,791	₱151,698,140	₱100,721,963	₱46,350,563	₱147,072,526
Manager’s checks		155,863	–	155,863	142,903	–	142,903
Accrued interest and others expenses	15	273,893	–	273,893	143,619	–	143,619
Lease liabilities	24	78,154	225,786	303,940	51,685	142,185	193,870
Other liabilities***	16	233,875	–	233,875	196,551	–	196,551
		141,196,134	11,469,577	152,665,711	101,256,721	46,492,748	147,749,469
<b>Nonfinancial Liabilities</b>							
Accrued taxes	15	102,880	–	102,880	64,770	–	64,770
Unearned interest	8	392,861	–	392,861	–	–	–
Other liabilities	16	99,405	2,558	101,963	69,373	3,300	72,673
		595,146	2,558	597,704	134,143	3,300	137,443
		₱141,791,280	₱11,472,135	₱153,263,415	₱101,390,864	₱46,496,048	₱147,886,912

\*Includes refundable deposits, other investments and RCOCI under "Other assets".

\*\*Excluding allowance for commitments and contingent assets.

\*\*\*Excluding statutory liabilities, provision for impairment losses on commitments and contingent assets and retirement liability.

## 18. Equity

### Capital Stock

Capital stock as at December 31, 2023 and 2022 consists of:

	Number of Shares	Amount
Authorized - ₱10 par value*	2,200,000	₱22,000,000
Issued and outstanding	1,000,000	10,000,000
<i>*Par value is stated in absolute values</i>		

The Bank listed its shares in the PSE on February 17, 1988. As at December 31, 2023 and 2022, 1,000,000 of the Bank's common shares are listed in the PSE.

There are no movements in the number of outstanding shares for all the periods presented. As at December 31, 2023 and 2022, the Bank has 82 stockholders of record.

### Reserves

Reserves as at December 31, 2023 and 2022 consist of:

Reserve for contingencies	<b>₱38,658</b>	₱38,658
Reserve for self-insurance	<b>33,522</b>	33,342
Reserve for trust business	<b>320</b>	320
	<b>₱72,500</b>	₱72,320

In compliance with the existing BSP regulations, the Bank should, before the declaration of dividends, carry to retained earnings at least 10% of its income from trust operations since the last preceding dividend declaration until the retained earnings amount to 20% of its authorized capital stock.

Reserve for self-insurance represents the amount set aside to cover losses due to fire, defalcation by and other unlawful acts of the Bank's personnel or third parties. Additional reserve amounting to ₱180.0 was recognized in 2023.

### Cash Dividends

The Bank has not declared cash dividends in 2023, 2022 and 2021.

## 19. Earnings Per Share

Basic EPS amounts are calculated by dividing the net income for the year by the weighted average number of common shares outstanding during the year.

The following reflects the income and share data used in the basic earnings per share computations:

	2023	2022	2021
Net income	<b>₱1,029,109</b>	₱745,286	₱826,338
Weighted average of outstanding common shares	<b>1,000,000</b>	1,000,000	1,000,000
Earnings per share*	<b>₱1.03</b>	₱0.75	₱0.83

*\*Earnings per share is stated in absolute values*

As at December 31, 2023, 2022 and 2021, there were no outstanding dilutive potential common shares.

## 20. Other Income

This account consists of:

	2023	2022	2021
Rent income	<b>₱54,879</b>	₱41,501	₱54,574
Income from trust operations	<b>5,540</b>	3,636	3,026
Dividend income	<b>4,143</b>	14,557	15,223
Gain on sale of property and equipment	<b>164</b>	43,103	2,237
Others - net	<b>12,784</b>	25,257	12,902
	<b>₱77,510</b>	₱128,054	₱87,962

Others consist of loss on derecognition of investment properties, income on pre-terminated time deposits and lease agreements, sale of defective materials and charges for refitting lockset.

## 21. Compensation and Employee Benefits

This account consists of:

	2023	2022	2021
Salaries and other employee benefits	<b>₱911,178</b>	₱827,905	₱778,676
Retirement benefits	<b>50,705</b>	54,192	51,067
Statutory benefits	<b>34,269</b>	27,641	24,669
Dental, medical and hospitalization	<b>15,999</b>	15,869	19,911
	<b>₱1,012,151</b>	₱925,607	₱874,323

### Retirement Plan

The Bank has a funded, DC plan for qualifying employees. Under the plan, the employees are entitled to retirement benefits in relation to the proportion of the fair value of the total contributions on their attainment of the retirement age. The assets of the fund are being administered by trustees and are held separately from those of the Bank.

Under RA No. 7641, the Bank also provides for its qualified employees a DB minimum guarantee, which is equivalent to a certain percentage of the monthly salary payable to an employee at normal retirement age with the required credited years of service. The latest actuarial valuation report is for the year ended December 31, 2023.

The present value of the DB minimum guarantee under RA No. 7641 amounted to ₱2,558 and ₱3,300 as at December 31, 2023 and 2022, respectively (see Note 16). The Bank has no unallocated DC plan assets as at December 31, 2023 and 2022.

The Bank is exposed to the risk of changes in government securities yields, wherein a decrease in government securities yields will increase the projected DB minimum guarantee, although this will be partially offset by an increase in the value of any unallocated plan assets' securities holdings.



Details of the present value of the DB minimum guarantee obligation are as follows:

	Note	2023	2022
Balance at beginning of year		<b>₱3,300</b>	₱2,418
Interest expense		<b>172</b>	118
Current service cost		<b>90</b>	64
Remeasurement loss (gain) arising from:			
Experience adjustments		<b>(980)</b>	718
Changes in financial assumptions		<b>(24)</b>	(18)
Balance at end of year	16	<b>₱2,558</b>	₱3,300

Details of the retirement benefits recognized in profit or loss are as follows:

	2023	2022	2021
Interest expense	<b>₱172</b>	₱118	₱35
Current service cost	<b>90</b>	64	23
Retirement benefits recognized	<b>262</b>	182	58
Retirement benefits on DC plan (contributions during the year)	<b>50,443</b>	54,010	51,009
	<b>₱50,705</b>	₱54,192	₱51,067

Details of cumulative remeasurement gains on retirement liability follow:

2023			
	Cumulative Remeasurement Gains	Deferred Tax (see Note 26)	Net
Balance at beginning of year	<b>₱9,594</b>	<b>₱2,398</b>	<b>₱7,196</b>
Remeasurement gain	<b>1,004</b>	<b>251</b>	<b>753</b>
Balance at end of year	<b>₱10,598</b>	<b>₱2,649</b>	<b>₱7,949</b>

2022			
	Cumulative Remeasurement Gains	Deferred Tax (see Note 26)	Net
Balance at beginning of year	<b>₱10,294</b>	<b>₱2,573</b>	<b>₱7,721</b>
Remeasurement loss	<b>(700)</b>	<b>(175)</b>	<b>(525)</b>
Balance at end of year	<b>₱9,594</b>	<b>₱2,398</b>	<b>₱7,196</b>

The average duration of the defined benefit obligation at the end of 2023 is one year.

As at December 31, 2023 and 2022, the Bank's undiscounted benefit payments amounting to ₱2,692 and ₱3,415 are expected to be settled within one to five years.

The Bank's assumptions are based on actual historical experience and external data regarding salary and discount rate trends. The Bank considers that it is impracticable to disclose with sufficient reliability the possible effects of sensitivities surrounding the estimation of DB obligation.

## 22. Occupancy and Equipment-related Expenses

This account consists of:

	Note	2023	2022	2021
Depreciation and amortization	10	₱194,833	₱175,035	₱148,379
Rent	24	13,984	4,606	27,876
		<b>₱208,817</b>	<b>₱179,641</b>	<b>₱176,255</b>

## 23. Other Operating Expenses

This account consists of:

	Note	2023	2022	2021
Taxes and licenses		₱456,490	₱287,977	₱231,837
Insurance		304,491	301,011	289,201
Security, messengerial and janitorial		163,711	168,118	158,663
Information technology		102,594	78,646	36,980
Supervision and examination fees		73,035	55,664	112,590
Communications, light and water		59,712	57,222	50,985
Promotions and business development		45,733	31,539	31,189
Litigation-related expense		26,666	45,769	27,719
Repairs and maintenance		21,855	16,435	14,360
Provision for impairment losses on investment properties	11	19,380	40,689	—
Professional fees		15,382	27,438	17,101
Transportation and travel		12,625	10,502	7,906
Interest expense on lease liabilities	24	11,307	9,999	8,961
Supplies expense		9,589	8,596	7,999
Documentary stamp tax		8,581	18,680	2,993
Others		50,407	48,712	39,128
		<b>₱1,381,558</b>	<b>₱1,206,997</b>	<b>₱1,037,612</b>

Others pertain to bank charges, meals and service charges.

## 24. Lease Commitments

The Bank has various non-cancellable lease agreements for its branches for a period of one to 10 years, renewable upon mutual agreement of both parties and subject to annual lease escalation of 5% to 10%.

ROU assets pertain to leased branch premises (see Note 10).

Movements in the lease liabilities are presented below.

	2023	2022
Balance at beginning of year	<b>₱193,870</b>	₱180,508
Additions	<b>178,174</b>	64,629
Payments	<b>(73,662)</b>	(61,266)
Interest expense	<b>11,307</b>	9,999
Pre-termination	<b>(5,749)</b>	–
	<b>303,940</b>	193,870
Current portion	<b>78,154</b>	51,685
Noncurrent portion	<b>₱225,786</b>	₱142,185

Lease-related expenses are presented below.

	Note	2023	2022	2021
Amortization of ROU assets	10	<b>₱65,923</b>	₱53,950	₱47,383
Rent expense	22	<b>13,984</b>	4,606	27,876
Interest on lease liabilities	23	<b>11,307</b>	9,999	8,961
		<b>₱91,214</b>	₱68,555	₱84,220

In 2023, the Bank pre-terminated a lease contract resulting to a gain on pre-termination amounting to ₱705.

Rent expense in 2023, 2022 and 2021 pertains to short-term lease on some branches with less than 12 months term at date of transition and variable lease payments.

Undiscounted amounts of future lease commitments are as follows:

	2023	2022
Not later than one year	<b>₱92,857</b>	₱59,842
Later than one year but not more than five years	<b>246,546</b>	147,155
Later than five years	<b>3,127</b>	6,996
	<b>₱342,530</b>	₱213,993

## 25. Related Party Transactions and Balances

In the ordinary course of business, the Bank can enter into loan and other transactions with its related parties and with certain directors, officers, stockholders, and related interests (DOSRI). Under the Bank's policy, these loans and other transactions are made substantially on the same terms as with other individuals and businesses of comparable risks. The amount of individual loans to DOSRI, of which 70.00% must be secured, should not exceed the amount of their respective deposits and book value of their respective investments in the Bank. These limits do not apply to loans secured by assets considered as non-risk as defined in the BSP regulations.

In the ordinary course of business, the Bank has transactions with related parties summarized as follows:

Nature of Transactions	2023		2022	
	Transactions during the Year	Outstanding Balances	Transactions during the Year	Outstanding Balances
<b>Entities under Common Management</b>				
Loans and receivables	₱1,316,614	₱1,316,614	₱799,002	₱799,002
Interest income	49,615	—	12,603	—
Investment in equity securities		1,755	—	1,342
Deposit liabilities	311,019	752,864	159,051	441,845
Interest expense	22,496	—	5,877	—
Rent expense	40,167	—	12,958	—
Others	29,156	—	14,282	—
Rent income	25,667	—	22,677	—
<b>Stockholders</b>				
Loans and receivables	154,000	854,000	700,000	700,000
Interest income	58,430	—	32,406	—
<b>Interest</b>				
Loans and receivables	(13,000)	2,364,002	1,064,002	2,377,002
Interest income	154,847	—	88,470	—

#### Terms and Conditions

*Loans and Receivables.* Loans and receivables from related parties pertain to bills discounted loan with a term of three to five years and bear annual interest rates ranging from 3.50% to 5.00% in 2023, 2022 and 2021.

*Investments in Equity Securities.* This pertains to investments in quoted equity securities that are classified as financial assets at FVOCI.

*Deposit Liabilities.* Deposits made by related parties bear interest rates ranging from 0.25% to 3.63% in 2023, 2022 and 2021.

*Rent Income.* Lease transactions, as a lessor, have term of one to 10 years and renewable upon mutual agreement of the parties.

*Rent Expense.* Lease transaction, as a lessee, have term of one to two years and renewable upon mutual agreement of the parties.

*Other Transactions.* Other transactions with entities under common management pertain to services rendered by related parties to the Bank that are included under other operating expenses.

#### **Compensation of Key Management Personnel**

The compensation of the key management personnel included under compensation and employee benefits follows:

	2023	2022	2021
Short-term employee benefits	₱156,093	₱149,339	₱138,002
Post-employment retirement benefits	7,288	24,856	48,696
	<b>₱163,381</b>	<b>₱174,195</b>	<b>₱186,698</b>

### **Transactions with Retirement Plan**

Management of the retirement fund of the Bank is handled by its Trust Unit. The fair values of the fund amounted to ₱1,109,979 and ₱1,085,609 as at December 31, 2023 and 2022, respectively.

## **26. Income Taxes**

Income taxes include corporate income tax and FCDU final taxes, as discussed below, and final tax paid at the rate of 20.00% on gross interest income from government securities and other deposit substitutes. These income taxes, as well as the deferred tax benefits and provisions, are presented as "Income tax expense" in the statements of income.

Effective in May 2004, RA No. 9294 restored the tax exemption of FCDU and offshore banking units (OBU). Under such law, the income derived by the FCDU from foreign currency transactions with nonresidents, OBU, local commercial banks including branches of foreign banks is tax-exempt while interest income on foreign currency loans from residents other than OBU or other depository banks under the expanded system is subject to 10% final income tax.

Components of income tax expense are as follows:

	<b>2023</b>	<b>2022</b>	<b>2021</b>
Final tax	<b>₱1,094,614</b>	₱653,512	₱435,490
Deferred income tax	<b>172,245</b>	34,505	119,902
	<b>₱1,266,859</b>	₱688,017	₱555,392

The reconciliation of the income tax expense at statutory tax rate and income tax expense as presented in the statements of income is as follows:

	<b>2023</b>	<b>2022</b>	<b>2021</b>
Income tax expense at statutory tax rate	<b>₱573,992</b>	₱358,325	₱345,433
Tax effects of:			
Changes in unrecognized deferred tax assets	<b>982,328</b>	34,734	44,555
Interest income subjected to final tax	<b>(594,315)</b>	(127,072)	(83,337)
Nondeductible expenses	<b>358,268</b>	271,854	272,339
Nontaxable income	<b>(53,414)</b>	(416,206)	(494,556)
Expiration of NOLCO	—	566,382	354,627
Change in tax rate	—	—	116,331
	<b>₱1,266,859</b>	₱688,017	₱555,392

Deferred tax expense (benefit) is recognized as follows:

	<b>2023</b>	<b>2022</b>
Through:		
Profit or loss	<b>₱172,245</b>	₱34,505
Other comprehensive income	<b>(251)</b>	(175)
	<b>₱171,994</b>	₱34,330

Details of net deferred tax assets are as follows:

	2023	2022
Deferred tax assets on:		
Allowance for credit and impairment losses	<b>₱485,958</b>	₱635,069
Excess of lease liabilities over ROU assets	<b>6,109</b>	5,610
Retirement liability	<b>639</b>	825
	<b>492,706</b>	641,504
Deferred tax liabilities on:		
Unrealized gain on foreclosure of investment properties	<b>(120,503)</b>	(96,806)
Others	<b>(9)</b>	(9)
	<b>(120,512)</b>	(96,815)
	<b>₱372,194</b>	₱544,689

Net deferred tax assets are recognized as follows:

	Note	2023	2022
Through:			
Profit or loss		<b>₱374,843</b>	₱547,087
Other comprehensive income	21	<b>(2,649)</b>	(2,398)
		<b>₱372,194</b>	₱544,689

As at December 31, the Bank has not recognized deferred tax assets relating to NOLCO and deductible temporary differences as follows:

	2023	2022
NOLCO	<b>₱2,765,513</b>	₱1,731,510
Allowance for impairment losses on:		
Loans and receivables	<b>341,575</b>	397,837
Investment properties	<b>22,152</b>	17,565
Commitments and contingent assets	<b>3,564</b>	3,564
	<b>₱3,132,804</b>	₱2,150,476

Management assessed that it is not probable that sufficient future taxable profit will be available to allow all or part of the deferred tax assets on the foregoing NOLCO and deductible temporary differences to be utilized.

Details of NOLCO are as follows:

Year of incurrence	Year of expiry	Amount	Incurred	Balance
2020	2025	₱2,732,975	₱—	₱2,732,975
2021	2026	1,707,575	—	1,707,575
2022	2025	2,485,491	—	2,485,491
2023	2026	—	4,136,009	4,136,009
		<b>₱6,926,041</b>	<b>₱4,136,009</b>	<b>₱11,062,050</b>

Under RA No. 11494, *Bayanihan to Recover as One Act*, and Revenue Regulations No. 25-2020, the Bank is allowed to carry over its net operating losses for the taxable years 2020 and 2021 for the next five consecutive taxable years immediately following the year of such loss.

Under the Corporate Recovery and Tax Incentives for Enterprises (“CREATE”) Act, the RCIT of domestic corporations was reduced from 30% to 25% or 20% depending on the amount of total assets or total amount of taxable income. MCIT was changed from 2% to 1% of gross income for a period of three years up to June 30, 2023.

The rate of MCIT reverted to 2% based on gross income starting July 1, 2023. The impact of the revision is accounted for in 2023, if any.

In 2023, the current income tax rates used in preparing the financial statements is 25% RCIT and 1.5% MCIT. In 2022, the current income tax rates used in preparing the financial statements is 25% RCIT and 1% MCIT.

---

## **27. Trust Operations**

Securities and other properties (other than deposits) held by the Bank in fiduciary or agency capacities for clients and beneficiaries are not included in the accompanying statements of financial position since these are not assets of the Bank.

In compliance with the requirements of current banking regulations relative to the Bank’s trust functions: (a) government securities included under financial assets at amortized cost in the statements of financial position with a total face value of ₱20,000 as at December 31, 2023 and 2022, are deposited with the BSP as security for the Bank’s faithful compliance with its fiduciary obligations; and (b) a certain percentage of the Bank’s trust fee income is transferred to retained earnings. This yearly transfer is required until the retained earnings for trust function equals 20.00% of the Bank’s authorized share capital.

---

## **28. Commitments and Contingent Assets and Liabilities**

In the normal course of the Bank’s operations, there are outstanding commitments and contingent liabilities which are not reflected in the financial statements. Management does not anticipate any material losses resulting from these transactions.

As at December 31, 2023 and 2022, the Bank is involved in legal proceedings mainly relating to uncollected loans and foreclosed properties. Based on the assessment of management in consultation with its legal counsels, the Bank is in a good position to secure favorable judgment in most of these legal cases. Management therefore believes that the outcome of these legal proceedings will not have any material adverse effect on the financial position and performance of the Bank.

The following is a summary of contingencies and commitments of the Bank with the contractual amounts:

	2023	2022
Trust department accounts	₱1,109,979	₱1,085,609
Unused commercial letters of credit	130,207	214,140
Outward bills for collection	41,166	32,052
Late deposits	17,739	22,958
Inward bills for collection	2,327	12,459
Items held as collateral	5	5
	<b>₱1,301,423</b>	<b>₱1,367,223</b>

## 29. Segment Information

A segment is a distinguishable component of the Bank that is engaged either in providing types of services (business segment).

The banking operations for the years ended December 31, 2023, 2022 and 2021 have two major business segments - lending and treasury operations. The foregoing segments contribute the most in the generated income of the Bank. Gross revenues for treasury operations accounted for 76% while the remaining 24% came from lending and allied operations of total revenues for the years ended December 31, 2023, 2022 and 2021. Lending operation is largely limited to commercial loans which accounted for approximately 99% of total loan portfolio for the three years under review.

The table below present financial information on business segments as at and for the years ended December 31, 2023, 2022 and 2021:

	2023		
	Treasury Group	Lending Group	Total
<b>Segment Revenue</b>			
Interest income from treasury operations	₱6,764,658	₱—	₱6,764,658
Interest expense	(5,307,160)	(1,024)	(5,308,184)
Interest income from lending operations	—	1,685,932	1,685,932
Reversal of credit and impairment losses	9,852	821,546	831,398
Other income	441,748	482,942	924,690
	1,909,098	2,989,396	4,898,494
Income tax expense	(1,266,859)	—	(1,266,859)
Compensation and employee benefits	(964,081)	(48,070)	(1,012,151)
<b>Segment Operating Profit (Loss)</b>	<b>(321,842)</b>	<b>2,941,326</b>	<b>2,619,484</b>
Unallocated expenses:			
Occupancy and equipment-related expenses			(208,817)
Other operating expenses			(1,381,558)
			<b>₱1,029,109</b>
<b>Segment Assets</b>	<b>₱147,686,240</b>	<b>₱28,750,398</b>	<b>₱176,436,638</b>



	2022		
	Treasury Group	Lending Group	Total
<b>Segment Revenue</b>			
Interest income from treasury operations	₱4,431,388	₱—	₱4,431,388
Interest expense	(2,737,960)	(509)	(2,738,469)
Interest income from lending operations	—	1,128,101	1,128,101
Reversal of credit and impairment losses	157,393	—	157,393
Other income	597,686	169,449	767,135
	2,448,507	1,297,041	3,745,548
Compensation and employee benefits	(881,308)	(44,299)	(925,607)
Income tax expense	(688,017)	—	(688,017)
<b>Segment Operating Profit</b>	879,182	1,252,742	2,131,924
Unallocated expenses:			
Occupancy and equipment-related expenses			(179,641)
Other operating expenses			(1,206,997)
			₱745,286
<b>Segment Assets</b>	₱146,277,262	₱23,078,103	₱169,355,365

	2021		
	Treasury Group	Lending Group	Total
<b>Segment Revenue</b>			
Interest income from treasury operations	₱3,356,500	₱—	₱3,356,500
Interest expense	(1,936,617)	(348)	(1,936,965)
Interest income from lending operations	—	1,048,431	1,048,431
Provision for credit and impairment losses	(116,483)	(137,946)	(254,429)
Other income	954,826	301,557	1,256,383
	2,258,226	1,211,694	3,469,920
Compensation and employee benefits	(836,643)	(37,680)	(874,323)
Income tax expense	(555,392)	—	(555,392)
<b>Segment Operating Profit</b>	866,191	1,174,014	2,040,205
Unallocated expenses:			
Occupancy and equipment-related expenses			(176,255)
Other operating expenses			(1,037,612)
			₱826,338
<b>Segment Assets</b>	₱148,162,140	₱24,116,937	₱172,279,077



## **REPORT OF INDEPENDENT AUDITORS ON SUPPLEMENTARY SCHEDULES**

The Stockholders and the Board of Directors  
Philippine Trust Company (Philtrust Bank)  
Philtrust Bank Bldg., 1000 United Nations Avenue  
corner San Marcelino St., Manila

We have audited in accordance with Philippine Standards on Auditing, the accompanying financial statements of the Philippine Trust Company (Philtrust Bank) (the Bank) as at December 31, 2023 and 2022 and for the years ended December 31, 2023, 2022 and 2021, and have issued our report dated March 19, 2024. Our audits were made for the purpose of forming an opinion on the financial statements taken as a whole. The accompanying supplementary schedules for submission to the Securities and Exchange Commission (SEC) are the responsibility of the Bank's management.

These supplementary schedules include the following:

- Reconciliation of Surplus/Retained Earnings Available for Dividend Declaration for the Year Ended December 31, 2023
- Schedule of Financial Soundness Indicators as at December 31, 2023 and 2022
- Schedules required by Paragraph 6 Part II of the Revised Securities Regulation Code (SRC) Rule 68

The financial soundness indicators are not measures of operating performance defined by Philippine Financial Reporting Standards (PFRS) and may not be comparable to similarly titles measures presented by other companies. The components of these financial soundness indicators have been traced to the Bank's Financial Statements as at December 31, 2023 and 2022 and for the years ended December 31, 2023, 2022 and 2021, and no material exceptions were noted.



These foregoing supplementary schedules are presented for purposes of complying with Revised Securities Regulation Code Rule 68 issued by the SEC, and are not part of the basic financial statements prepared in accordance with PFRS. These supplementary schedules have been subjected to the auditing procedures applied in the audit of the financial statements and, in our opinion, fairly states, in all material respects, the financial data required to be set forth therein in relation to the financial statements taken as a whole.

**REYES TACANDONG & Co.**

HAYDEE M. REYES

Partner

CPA Certificate No. 83522

Tax Identification No. 102-095-265-000

BOA Accreditation No. 4782; Valid until April 13, 2024

BIR Accreditation No. 08-005144-006-2022

Valid until October 16, 2025

PTR No. 10072408

Issued January 2, 2024, Makati City

March 19, 2024

Makati City, Metro Manila

**PHILIPPINE TRUST COMPANY (PHILTRUST BANK)**

---

**SCHEDULES AS REQUIRED UNDER ANNEX 68-3E**  
**OF THE REVISED SECURITIES REGULATIONS CODE RULE 68**  
**AS AT AND FOR THE YEAR ENDED DECEMBER 31, 2023**

**Table of Contents**

**Part I**

Schedule	Description	Page
A	Reconciliation of Retained Earnings Available for Dividend Declaration	1
B	Financial Soundness Indicators	2

**Part II**

Schedule	Description	Page
A	Financial Assets	4
B	Amounts Receivable from Directors, Officers, Employees, Related Parties and Principal Stockholders (Other than Related Parties)	6
C	Amounts Receivable from Related Parties which are Eliminated During the Consolidation of the Financial Statements	N/A
D	Long-Term Debt	N/A
E	Indebtedness to Related Parties	N/A
F	Guarantees of Securities of Other Issuers	N/A
G	Capital Stock	7

*N/A – Not applicable*

**PHILIPPINE TRUST COMPANY (PHILTRUST BANK)**

United Nations Ave, Paco, Manila, Metro Manila

**RECONCILIATION OF RETAINED EARNINGS**

**AVAILABLE FOR DIVIDEND DECLARATION**

**FOR THE YEAR ENDED DECEMBER 31, 2023**

*Amounts in Thousands*

Unappropriated retained earnings, beginning of reporting period	₱15,351,835
Less: Item that is directly debited to unappropriated retained earnings	
Appropriation for self-insurance reserves	180
Unappropriated retained earnings, as adjusted	15,351,655
Add: Net income for the current year	1,029,109
Less: Unrealized income recognized in the profit or loss during the reporting period	
Realized loss on sale of equity securities measured at fair value through other comprehensive income	482,013
Unrealized gain on foreclosure of investment properties	106,473
Unrealized foreign exchange gain, except those attributable to cash and cash equivalents	36,295
Sub-total	624,781
Adjusted net income	404,328
Add: Other item that should be excluded from the determination of the amount of available for dividends distribution	
Net movement of deferred tax asset not considered in the reconciling items under the previous categories	148,798
Total retained earnings, end of the reporting period available for dividend	₱15,904,781

**PHILIPPINE TRUST COMPANY (PHILTRUST BANK)**  
**SCHEDULE OF FINANCIAL SOUNDNESS INDICATORS**  
**AS AT DECEMBER 31, 2023 AND 2022**  
*Amounts in Thousands*

Ratio	Formula	2023	2022
Current ratio	Total current assets	<b>₱113,244,743</b>	₱103,145,305
	Divided by: total current liabilities	<b>141,791,280</b>	101,390,864
	Current ratio	<b>0.80:1</b>	1.02:1
Acid test ratio	Cash and other cash items, due from BSP and other banks, investment securities	<b>₱94,538,028</b>	₱85,999,752
	Divided by: total current liabilities	<b>141,791,280</b>	101,390,864
	Acid test ratio	<b>0.67:1</b>	0.85:1
Solvency ratio	Net income	<b>₱1,029,109</b>	₱745,286
	Add: interest, depreciation and amortization	<b>5,503,017</b>	2,913,504
	Net income before interest, depreciation and amortization	<b>6,532,127</b>	3,658,790
	Divided by: total liabilities	<b>153,263,415</b>	147,886,912
	Solvency ratio	<b>0.04:1</b>	0.02:1
Debt-to-equity ratio	Total liabilities	<b>₱153,263,415</b>	₱147,886,912
	Divided by: Total equity	<b>23,173,223</b>	21,468,453
	Debt-to-equity ratio	<b>6.61:1</b>	6.89:1
Asset-to-equity ratio	Total assets	<b>₱176,436,638</b>	₱169,355,365
	Divided by: total equity	<b>23,173,223</b>	21,468,453
	Asset-to-equity ratio	<b>7.61:1</b>	7.89:1
Interest rate coverage ratio	Earnings before interest expense and taxes	<b>₱7,604,152</b>	₱4,171,772
	Divided by: interest expense	<b>5,308,184</b>	2,738,469
	Interest rate coverage ratio	<b>1.43:1</b>	1.52:1

Ratio	Formula	2023	2022
Return on average equity			
	Net income	<b>₱1,029,109</b>	₱745,286
	Divided by: average equity	<b>22,320,838</b>	23,765,713
	Return on equity	<b>0.05:1</b>	0.03:1
Return on average assets			
	Net income	<b>₱1,029,109</b>	₱745,286
	Divided by: average assets	<b>172,896,002</b>	170,817,221
	Return on assets	<b>0.006:1</b>	0.004:1
Capital Adequacy Ratio			
	Tier 1 capital	<b>₱21,462</b>	₱19,856
	Tier 2 capital	<b>525</b>	239
	Total regulatory qualifying capital	<b>21,987</b>	20,095
	Risk-weighted assets	<b>₱50,791</b>	₱48,164
	Tier 1 capital ratio	<b>42.26%</b>	41.23%
	Tier 2 capital ratio	<b>1.03%</b>	0.50%
	Total capital ratio	<b>43.29%</b>	41.72%

**PHILIPPINE TRUST COMPANY (PHILTRUST BANK)**

**SCHEDULE A – FINANCIAL ASSETS**

**DECEMBER 31, 2023**

*Amounts in Thousands, except for Number of shares*

**I. Financial Assets at Fair Value through Other Comprehensive Income**

<b>Name of issuing entity and association of each issue</b>	<b>Number of shares</b>	<b>Amount shown on the statement of financial position</b>	<b>Valued based on market quotation at end of reporting period</b>	<b>Income received and accrued</b>
<b><i>Equity Securities</i></b>				
Euromed Lab. Phil., Inc.	365,111,291	₱259,229	₱259,229	₱–
Manila Electric Railroad and Light Company	34,296	13,684	13,684	–
Philippine Long Distance Corporation	1,868	2,389	2,389	–
Centro Escolar University	206,498	1,755	1,755	–
San Miguel Corporation	3,083	315	315	2
Casino Espanol De Manila	–	120	120	–
Philippine Columbian Association	–	27	27	–
Manila Executive Center	–	21	21	–
	<b>365,357,036</b>	<b>₱277,540</b>	<b>₱277,540</b>	<b>₱2</b>

<b>Name of issuing entity and association of each issue</b>	<b>Principal amount of bonds or notes</b>	<b>Amount shown on the statement of financial position</b>	<b>Valued based on market quotation at end of reporting period</b>	<b>Income received and accrued</b>
<b><i>Foreign currency-denominated Debt Securities</i></b>				
Government Bonds				
Republic of the Philippines				
Bonds	\$389,402	₱19,204,487	₱19,204,487	₱744,008



## II. Financial Assets at Amortized Cost

Name of issuing entity and association of each issue	Principal amount of bonds or notes	Amount shown on the statement of financial position	Valued based on market quotation at end of reporting period	Income received and accrued
<b><i>Peso-denominated Debt Securities</i></b>				
Government Securities:				
Bangko Sentral ng Pilipinas (BSP) Bills	₱73,000,000	₱73,000,000	₱73,000,000	₱4,498,200
Retail Treasury Bond	15,001,000	15,001,000	15,001,000	630,342
Treasury Bond	128,700	123,510	123,510	5,209
Fixed Treasury Notes	2,431,090	2,418,047	2,418,047	127,743
	₱90,560,790	₱90,542,557	₱90,542,557	₱5,261,494
<b><i>Foreign currency-denominated Debt Securities</i></b>				
Government Securities	\$304,842	₱17,452,216	₱17,452,216	₱5,877,103
Corporate Bond - John Gokongwei Jr. Summit Holdings	—	—	—	3
	\$304,842	₱17,452,216	₱17,452,216	₱5,877,106

**PHILIPPINE TRUST COMPANY (PHILTRUST BANK)**

**SCHEDULE B – AMOUNTS RECEIVABLE FROM DIRECTORS, OFFICERS, EMPLOYEES, RELATED PARTIES AND  
PRINCIPAL STOCKHOLDERS (OTHER THAN RELATED PARTIES)**

**DECEMBER 31, 2023**

*Amounts in Thousands*

<b>Name and designation of debtor</b>	<b>Balance at beginning of year</b>	<b>Additions</b>	<b>Amounts collected</b>	<b>Amounts written off</b>	<b>Current</b>	<b>Noncurrent</b>	<b>Balance at end of year</b>
Manila Bulletin Publishing Corp.	₱1,000,000	₱–	₱–	₱–	₱1,000,000	₱–	₱1,000,000
Manila Hotel Corporation	799,002	–	–	–	799,002	–	799,002
U.S. Automotive Co. Inc.	700,000	300,000	146,000	–	854,000	–	854,000
U.N. Properties Development Corp.	313,000	–	13,000	–	300,000	–	300,000
MH F&B Ideas, inc.	265,000				265,000		265,000
	<b>₱3,077,002</b>	<b>₱300,000</b>	<b>₱159,000</b>	<b>₱–</b>	<b>₱3,218,002</b>	<b>₱–</b>	<b>₱3,218,002</b>

*Note: Receivables from Directors, Officers, Employees, Related Parties and Principal Stockholders are subject to usual terms in the normal course of business.*

**PHILIPPINE TRUST COMPANY (PHILTRUST BANK)**

**SCHEDULE G – CAPITAL STOCK**

**DECEMBER 31, 2023**

<b>Title of Issue (i)</b>	<b>Number of shares authorized</b>	<b>Number of shares issued and outstanding as shown under the related balance sheet caption</b>	<b>Number of shares reserved for options, warrants, conversion and other rights</b>	<b>Number of shares held by related parties (ii)</b>	<b>Directors, officers and employees</b>	<b>Others (iii)</b>
Common	2,200,000	1,000,000			887	

*i. Include in this column each type of issue authorized*

*ii. Related parties referred to include persons for which separate financial statements are filed and those included in the consolidated financial statements, other than the issuer of the particular security.*

*iii. Indicate in a note any significant changes since the date of the last balance sheet filed.*

**Management’s Discussion and Analysis of Financial Condition and  
Results of Operations for Calendar Year 2021**

**Financial Condition**

The Bank Total Resources for the year 2021 reached P172.279 Billion, a remarkable P3.809 Billion increased compared from last year’s level of P168.470 Billion. Growth in resources came primarily from Held to Maturity Investments and Deposit Liabilities representing 35.00% and 84.35% of the Total Resources respectively. Cash and Other Cash Items decreased by 8.20% as funds were shifted to higher yielding investments. Due from Bangko Sentral ng Pilipinas representing 24.35% of Total Resources decreased by P11.672 Billion as fund were shifted to Held to Maturity Investments, now at P60.269 Billion, up by 36.20% or by P16.018 Billion as the Bank rationalized its holdings of Investment Securities. Deferred Tax Assets down by P118.963 Million mainly due to the impact of the new tax rate under the CREATE law. Movements in Other Assets Account can be accounted for by transaction in the ordinary course of business.

Deposit Liabilities stood at P145.315 Billion, a P4.487 Billion increase compared from last year’s level of P140.828 Billion. The increase is attributable to the growth in savings and time deposits amounting to P3.160 Billion and P1.406 Billion respectively. The increase in Manager’s Check amounting to P234.638 Million can be attributed to higher volume of outstanding manager’s checks as of year end. Accrued Taxes, Interest and Other Expenses closed at P156.060 Million, lower by P73.172 Million due to interest payment on matured time deposits and other taxes. Retirement Benefit Obligation increased by 155.36% compared from last year’s level.. All other payables were paid within the stated term.

Capital Funds closed at P26.062 Billion compared to P26.909 Billion from last year’s level, a minimal 3.14% decrease. This can be accounted for from the earnings for the year amounting to P826.338 Million, the decrease and Net Unrealized Gain of P1.721 Billion and the increase of Cumulative Translation Adjustments amounting to P48.968 Million. Capital Adequacy Ratio (CAR) for the year is 50.67% which is well above the Bangko Sentral ng Pilipinas minimum requirements of 10%.

The Bank has outstanding commitments, contingent liabilities, and bank guarantees that arise from normal course of operations. The Bank does not anticipate any losses that will materially affect its financial position and results of operations. Changes in nature and amounts in the financial statements were due more to market-related factors inherent in nature of the issuer’s business operations and were not considered unusual.

## Results of Operations

The Bank's generated at year end of 2021, Gross Earnings amounting to P5.661 Billion compared from last year's level of P 7.602 Billion, a decrease of P1.941 Billion. The decrease can be attributed mainly to the decrease of Gains/Losses from Sales/Redemptions of Investments. Likewise Interest on Loans and Receivable decrease by P228.413 Million or by 17.89% due to less accrual compared from last year's level. Interest on Available for Sale Securities decreased by 33.53% as the Bank hold on its securities due to lower market rate. Interest on Securities purchased under Resale Agreement went down by P66.911 Million due to lower availment from Bangko Sentral ng Pilipinas. Interest on Deposit with Banks decreased by P309.838 Million due to decline in average volume. Gains/Losses for Sale/Redemption of Securities decreased by P1.174 Billion or by 60.38% due to lower volume of transactions for the year. Income from Foreign Exchange Profit increased by P31.862 Million due to higher exchange rate compared from last year's level. Other Operating Income increase by P166.389 Million or by 74.57% due to gain in foreclosed ROPA sales.

Interest expense decreased by P1.358 Billion or by 41.23% because of lower interest rate compared from last year's level. Occupancy and related expenses increased by P68.738 Million due to higher technology related services cost. Depreciation and Amortization increased by P62.230 Million due to increases in amortization of IT related equipment and other office equipment. Taxes and Licenses decreased by P141.425 Million due to lower gross receipt tax compared from last year's level. 20% Final Withholding Tax and Provision for Income Tax decreased by P301.823 Million and P143.102 Million respectively. Net Income for the year closed at P826.339 Million.

We are confident that we can overcome the challenges posed by the current pandemic as we have proven in the past. So far, the pandemic has not hampered Bank operations whether at the Head Office or in our Branches. The Bank has been observing health protocols established by the agencies concerned. The Bank IT operations are continuing as planned although it recognizes the need to accelerate and expand services/product through digital channels. The availability of a vaccine in the second half of 2021 may accelerate the slowly reopening of our economy. With this, the Bank will continue to focus on its core business and to deepen its banking relationship with more prospective clients and to offer more excellent customer services. We will be reallocating resources for future growth and realigning our various asset portfolios.

## Key Performance Indicators

The performance of the bank is reflected in the following financial ratios:

	<u>Dec. 31, 2021</u>	<u>Dec. 31, 2020</u>
Return on Average Equity	3.18%	4.34%
Return on Average Assets	0.50%	0.71%
Net Interest Margin	0.52%	1.23%

Capital to Risk Assets	50.67%	50.74%
Cost to Income Ratio	62.90%	57.66%

The manner by which the Bank calculates the above indicators are as follows:

<u>Key Performance Indicator</u>	<u>Formula</u>
1. Return on Average Equity (%)	$\frac{\text{Net Income After Income Tax}}{\text{Average Total Capital Accounts}}$
2. Return on Average Assets (%)	$\frac{\text{Net Income After Income Tax}}{\text{Average Total Assets}}$
3. Net Interest Margin (%)	$\frac{\text{Net Interest Income}}{\text{Average Interest Earning Assets}}$
4. Capital to Risk Assets (%)	$\frac{\text{Total Qualifying Capital}}{\text{Total Risk-Weighted Assets}}$
5. Cost to Income Ratio (%)	$\frac{\text{Total Operating Expenses}}{\text{Net Interest Income} + \text{Other Income}}$

## Part II - Other Information

Our financial report for the year 2021 was prepared in compliance with Generally Accepted Accounting Principles as set forth in Philippine Financial Reporting Standards (PFRS). The term PFRS in general includes all applicable PFRS, PAS and SIC/IFRIC interpretations which have been approved by the Financial Reporting Standards Council (FRSC) and adopted by the SEC pronouncements. The same accounting policies and methods of computation were consistently followed in our financial statements as compared with the annual audited financial statements. There were no cash dividends paid during the year of 2021. There were no material contingencies or any other unusual events or transactions affecting our financial condition since December 31, 2020. There are no known trends, demands, commitments, events or uncertainties that would have had a material conflict on our financial condition or results of operations or unfavorable impact on net revenues from continuing operations. There is no material commitment for capital expenditures. We don't anticipate any events that may cause any default or acceleration of an obligation. There are no material off-balance sheet transactions, arrangements, obligations, including contingent obligations with unconsolidated entities.

### Adoption of Amendment to PFRS

The accounting policies adopted are consistent with those of the previous financial year, except for the adoption of amendment to PFRS 16.

- Amendment to PFRS 16, *Leases – Corona Virus Disease (COVID-19)-Related Rent Concessions beyond June 30, 2021* – In 2020, PFRS 16 was amended to provide practical expedient to lessees from applying the requirements on lease modifications for eligible rent concessions that is a direct consequence of COVID-19 pandemic. A lessee may elect not to assess whether eligible rent concessions from a lessor is a lease modification. A lessee that makes this election account for any change in lease payments resulting from the COVID-19 related rent concession the same way it would account for a change that is not a lease modification, e.g., as a variable lease payment. This amendment is effective for annual reporting periods beginning on or after June 1, 2020, with earlier application permitted, and covers eligible rent concessions until June 30, 2021. The Bank applied the practical expedient in its financial statements for the year ended December 31, 2020.

Due to continuing impact of the pandemic, another amendment to PFRS 16 was issued in 2021, which allows lessees to extend the application of the practical expedient regarding COVID-19 related rent concessions to reduction in lease payments that are due on or before June 30, 2022. The amendment is effective for annual reporting periods beginning on or after April 1, 2021 but earlier application is permitted. The 2021 amendment is mandatory for entities that elected to apply the previous amendment. Accordingly, the Company has applied the amendment in the 2021 financial statements.

The adoption of the amendment to PFRS did not materially affect the separate financial statements of the Bank. Additional disclosures were included in the separate financial statements, as applicable.

For the year 2021, the Bank had no transactions that would require the following information or disclosures:

- a. Explanatory comments about the seasonality or cyclicity of interim operations.
- b. The nature and amount of items affecting assets, liabilities, equity, net income or cash flows that are unusual because of their nature, size or incidents.
- c. The nature and amount of changes in estimates of amounts reported in prior interim periods of the current financial year or changes in estimates of amounts reported in prior financial years, if those changes have a material effect in the current interim period.
- d. Issuances, repurchases and repayments of debt and equity securities.
- e. Segment revenue and segment result for business segments or geographical segments, whichever is the issuer's primary basis of segment reporting.
- f. Material events subsequent to the end of the interim period that have not been reflected in the financial statements for the interim period.
- g. The effect of changes in the composition of the issuer during the interim period, including business combinations, acquisition or disposal of subsidiaries and long term investments, restructurings, and discounting operations.
- h. Existence of material contingencies and any other events or transactions that are material to an understanding of the current interim period.
- i. Any significant elements of income or loss that did not arise from the issuer's continuing operations.
- j. Any seasonal aspects that had a material effect on the financial condition or results of operations.



## FINANCIAL RISK DISCLOSURE

### A. Assessment of Financial Risk Exposure of the Bank as of December 31, 2021.

#### I. Market Risk: Foreign Exchange and Interest Rates.

##### 1.1 Foreign Exchange Position

The net overbought open FX position of the bank as of **December 31, 2021**, the bulk of which is in USD is **USD45 million**, the peso equivalent of **Php2.295 billion or 9.158%** of the bank's unimpaired capital which is well within the 20 percent limit prescribed by BSP regulation. The overbought (long) USD position is exposed to foreign exchange risk as well as interest rate risk. But the probability of risks is moderate because of the normal volatility of exchange rates and also owing to effective monetary policy of BSP and strong economic fundamentals of the country. In our specific case, the bank managed the risk quite well and made foreign exchange profit on a year-on-year basis.

The foreign exchange and interest rates volatility will remain within normal bounds because of BSP's proactive stance and any variance would be within the level of confidence for the following reasons:

- 1.1.1 BSP's effective management of foreign exchange reserves vis-à-vis the major global currencies, to wit: USD, EURO, SGD, GBP, JPY, HKD and AUD.
- 1.1.2 The interest rate on the USD is within the range in the short, medium, and longer term and in which case the bank will necessarily align its position.
- 1.1.3 Net open position of our bank is not speculative and manageable.

#### II. Liquidity Risk

The risk profile of the bank's balance sheet remains low with more concentration in liquid assets and investments in government securities other than lending. Liquid assets and investment securities accounted for **Php144.339 billion** while loans (net of allowances) amounted to **Php21.717 billion**. Marginal returns have been low by the distribution in our assets portfolio but the bank has always been strategically conservative in business policy.

#### III. Credit Risk

The bulk of bank loans are fully secured by real estate. Some major loan accounts are backed by guarantees, and a small percentage of the loans are clean, without collateral or guarantee but extended to clients who are known to the bank for their good credit reputation. The lending process begins with credit selection and continues to administration and review of loan accounts on a regular basis. Reporting to and review by the credit committee are parts of the whole credit process and done on a regular basis.

- |   |
|---|
| <p>1. The bank has none of hedging or derivatives financial contracts. The banks' main financial contracts are:<br/>Available for Sale Securities (FVOCI), and Held to Maturity Securities (AC)<sup>1</sup>. The bulk of these securities are securitized government obligations.</p>   |
| <p>2. The bank has no investment in foreign securities or equities.</p>   |
| <p>3. Asset and liability management involved in matching the economic characteristics of the banks' cash flows. We look at duration, the fixed/floating nature of our commitments, the repricing period and over liquidity position and stress testing. The decisions are strategically made based on interest rate exposure. Impairments are recognized via valuation reserves as in loan valuation, in accordance with PFRS 9.</p> |
| <p>4. Before our bank makes any investment decision, it is a precondition that the secondary market must have liquidity, breadth, and depth to transact all tenors of financial instruments.</p>  |

---

<sup>1</sup> AC – Amortized Cost

## ANNEX “C2”

### **Management’s Discussion and Analysis of Financial Condition and Results of Operations for Calendar Year 2022**

#### **Financial Condition**

At the end of the fourth quarter of 2022 Total Resources closed at P169.355 Billion lower by P2.924 Billion compared to P172.279 Billion in the same period last year. This was dragged down by lower excess funds placed with Bangko Sentral ng Pilipinas overnight deposit facility as well as Securities Purchased under Resale Agreement (SPURA) as funds generated from incremental deposits were channeled to fund the purchase of additional investment securities and as capital contracted due to higher net unrealized loss on Available for Sale Securities. Due from Bangko Sentral ng Pilipinas fell by 59.00% lower by P24.741 Billion from P41.936 Billion a year ago to P17.195 Billion as more excess funds were shifted from deposit placement with Bangko Sentral ng Pilipinas overnight deposit facility and Securities Purchase under Resale Agreement (SPURA) to investment securities and other non interest earning assets. Due From Other Banks decreased by 45.53% due to lower level of deposits and working balances maintained with our correspondent banks. Loans and Receivable, net closed at P21.074 Billion, 6.27% lower compared from last year’s level of P22.484 Billion due mainly to lower gross loans and advances level as cumulative repayment outpaced loan releases. Securities Purchased under Resale Agreement (SPURA) fell by 89.34% as more excess funds were shifted to relatively higher yielding investment securities. Held to Maturity investments (HTM) increased by 65.44%, mainly due to purchase of additional held to maturity financial assets consisting of peso retail agreement HTM bonds and peso government treasury HTM bonds. Available for Sale Securities decrease by 16.60% arising from disposal of some peso AFS and equity securities. Investment properties increased by 20.62% due mainly to foreclosure of some assets. Other Assets Accounts increased by 27.53% as movements in these accounts can be accounted for by transactions in the ordinary course of business.

Deposit Liabilities stood at P147.072 Billion compared to P145.315 Billion from last year’s level, a P1.758 Billion increase. The increase in deposits was fueled by peso time deposits with an increase of 6.26%. The 56.54% decrease in Manager’s Checks represents outstanding payables already collected from the Bank. Accrued taxes, interest and other expenses closed at P208.389 Million, higher by 33.53% from last year’s level of P156.060 Million mainly due to high interest rate for the quarter of December. Deferred Credits and Other Liabilities increased by 11.02% due to higher level of transactions for the period. All other payables were paid within the stated terms.

Capital Funds closed at P21.468 Billion reflecting a 17.63% or by P4.594 Billion decrease from last year’s level of P26.063 Billion. This can be accounted for from the earnings for the year amounting to P745.286 Million, the increase in Net Unrealized Gain/Loss of P5.074 Billion and the decrease of Cumulative Translation Adjustments amounting to P31.537 Million. Capital Adequacy Ratio (CAR) for the year is 41.72% which is well above the Bangko Sentral ng Pilipinas minimum requirements of 10%.

The Bank has outstanding commitments, contingent liabilities, and bank guarantees that arise from normal course of operations. The Bank does not anticipate any losses that will materially affect its financial position and results of operations. Changes in nature and amounts in the financial statements were due more to market-related factors inherent in nature of the issuer's business operations and were not considered unusual.

## Results of Operations

The Bank generated at year end of 2022, Gross Earnings amounting to P6.327 Billion compared from last year's level of P5.661 Billion, an increase of P665.310 Million. Interest on Held to Maturity investments increased by a hefty 52.79% or by P1.054 Billion as the bank disposed some of its maturing securities at a higher market rate. Interest on Securities purchased under resale agreement increased by 41.17% due to higher availment from Bangko Sentral ng Pilipinas. Income from foreign exchange profit increased by a remarkable 229.78% or by P113.681 Million compared from last year's level of P49.473 Million due to higher exchange rate compared from last year's level. Service charges and commissions increased by 20.01% due to higher volume of transactions for the period. Gains/Losses from sale/redemption of securities decreased by 67.52% due to lower volume of transactions for the year. Other operating income decrease by 23.62% due to sale of ROPA already taken in the previous year's audited financial books.

Interest expense increased by 41.38% triggered by higher interest rates compared from last years level. Occupancy and equipment related expenses decreased by 83.48% due to higher technology related services cost. Depreciation/Amortization increased by 17.97% arising from the increase in fixed assets and recognition of depreciation expenses for buildings under finance lease and amortization. Taxes and Licenses increased by 24.09% due to higher gross receipt tax and realty taxes compared from last year's level. Other Operating Expenses increased by 14.09% due mainly to the payment of initial subscription charge for the new core banking system and new accounting system. All other expenses increased/decreased by less than 10% which is normal in the ordinary course of business. Net Income for the year 2022 closed at P745.286 Million, 9.81% lower from last year's level of P826.338 Million.

For the past years, the Bank continued to be conservative in the management of depositors and stockholder funds. The Bank will continue to focus on its core business and to deepen its banking relationship with more prospective clients and to offer more excellent services. Furthermore, more branches will be opened including ATM offsite in strategic locations to provide access to new clients. We will be reallocating resources for future growth and realigning our various asset portfolios.

## Key Performance Indicators

The performance of the bank is reflected in the following financial ratios:

	<u>Dec. 31, 2022</u>	<u>Dec. 31, 2021</u>
Return on Average Equity	3.15%	3.18%
Return on Average Assets	0.41%	0.50%
Net Interest Margin	1.71%	0.52%

Capital to Risk Assets	41.72%	50.67%
Cost to Income Ratio	60.75%	62.90%

The manner by which the Bank calculates the above indicators are as follows:

<u>Key Performance Indicator</u>	<u>Formula</u>
1. Return on Average Equity (%)	$\frac{\text{Net Income After Income Tax}}{\text{Average Total Capital Accounts}}$
2. Return on Average Assets (%)	$\frac{\text{Net Income After Income Tax}}{\text{Average Total Assets}}$
3. Net Interest Margin (%)	$\frac{\text{Net Interest Income}}{\text{Average Interest Earning Assets}}$
4. Capital to Risk Assets (%)	$\frac{\text{Total Qualifying Capital}}{\text{Total Risk-Weighted Assets}}$
5. Cost to Income Ratio (%)	$\frac{\text{Total Operating Expenses}}{\text{Net Interest Income} + \text{Other Income}}$

## Part II - Other Information

Our financial report for the year 2022 was prepared in compliance with Generally Accepted Accounting Principles as set forth in Philippine Financial Reporting Standards (PFRS). The term PFRS in general includes all applicable PFRS, PAS and SIC/IFRIC interpretations which have been approved by the Financial Reporting Standards Council (FRSC) and adopted by the SEC pronouncements. The same accounting policies and methods of computation were consistently followed in our financial statements as compared with the annual audited financial statements. There were no cash dividends paid during the year of 2022. There were no material contingencies or any other unusual events or transactions affecting our financial condition since December 31, 2021. There are no known trends, demands, commitments, events or uncertainties that would have had a material conflict on our financial condition or results of operations or unfavorable impact on net revenues from continuing operations. There is no material commitment for capital expenditures. We don't anticipate any events that may cause any default or acceleration of an obligation. There are no material off-balance sheet transactions, arrangements, obligations, including contingent obligations with unconsolidated entities.

For the year 2022, the Bank had no transactions that would require the following information or disclosures:

- a. Explanatory comments about the seasonality or cyclicalities of interim operations.
- b. The nature and amount of items affecting assets, liabilities, equity, net income or cash flows that are unusual because of their nature, size or incidents.
- c. The nature and amount of changes in estimates of amounts reported in prior interim periods of the current financial year or changes in estimates of amounts reported in prior financial years, if those changes have a material effect in the current interim period.
- d. Issuances, repurchases and repayments of debt and equity securities.
- e. Segment revenue and segment result for business segments or geographical segments, whichever is the issuer's primary basis of segment reporting.
- f. Material events subsequent to the end of the interim period that have not been reflected in the financial statements for the interim period.
- g. The effect of changes in the composition of the issuer during the interim period, including business combinations, acquisition or disposal of subsidiaries and long term investments, restructurings, and discounting operations.
- h. Existence of material contingencies and any other events or transactions that are material to an understanding of the current interim period.
- i. Any significant elements of income or loss that did not arise from the issuer's continuing operations.
- j. Any seasonal aspects that had a material effect on the financial condition or results of operations.

## FINANCIAL RISK DISCLOSURE

### A. Assessment of Financial Risk Exposure of the Bank as of December 31, 2022.

#### I. Market Risk: Foreign Exchange and Interest Rates.

##### 1.1 Foreign Exchange Position

The net overbought open FX position of the bank as of **December 31, 2022**, is **79,281,584.99 (All currencies)**, the peso equivalent of **₱4,420,344,771.12billion (₱55.755/\$) or 22.262%** of the bank's unimpaired capital which is **₱19.856Billion**.

Exposure to foreign exchange risk is moderate considering the current conditions and the monetary policies of BSP, the economic fundamentals are also considered as a factor. In our specific case, the bank managed the risk quite well and made foreign exchange profit.

The foreign exchange and interest rates volatility will remain within moderate conditions because of BSP's proactive stance and any variance would be within the level of confidence for the following reasons:

- 1.1.1 BSP's effective management of foreign exchange reserves vis-à-vis the major global currencies, to wit: USD, EURO, SGD, GBP, JPY, HKD and AUD.
- 1.1.2 The interest rate on the USD is within the range in the short, medium, and longer term and in which case the bank will necessarily align its position.
- 1.1.3 Net open position of our bank is manageable and not speculative.

#### II. Liquidity Risk

The risk profile of the bank's balance sheet remains low with more concentration in liquid assets and investments in government securities other than lending. Liquid assets and investment securities accounted for **₱142.36 Billion** while loans (net of allowances) amounted to **₱20.68 Billion**. Marginal returns have been low by the distribution in our assets portfolio but the bank has always been strategically conservative in business policy.

#### III. Credit Risk

The bulk of company's loans are fully secured by real estate while some of the major loan accounts are backed by guarantees and only a small percentage of the loans are clean but these are usually extended to clients with very satisfactory payment record &/or who are known to the bank for their good credit reputation. The lending process begins with credit selection and continues to administration and review of loan accounts on a regular basis. Reporting to and review by the credit committee is part of the whole credit process and done on a regular basis.

1. The bank has none of hedging or derivatives financial contracts. The bank's main financial contracts are:

Available for Sale Securities (FVOCI), and Held to Maturity Securities (AC)<sup>1</sup>. The bulk of these securities are securitized government obligations.

2. The bank has no investment in foreign securities or equities.

3. Asset and liability management involved in matching the economic characteristics of the bank's cash flows. We look at duration, the fixed/floating nature of our commitments, the repricing period and over liquidity position and stress testing. The decisions are strategically made based on interest rate exposure. Impairment is recognized via valuation reserves in accordance with PFRS 9.

4. Before the bank makes any investment decision, it ensures that the secondary market must have liquidity, breadth, and depth to transact all tenors of financial instruments.

---

<sup>1</sup> AC – Amortized Cost



**Management’s Discussion and Analysis of Financial Condition and  
Results of Operations for Calendar Year 2023**

**Financial Condition**

The Bank total resources for the year 2023 reached P176.436 billion, a remarkable P7.081 billion increase compared from last year’s level of P169.355 billion. Growth in resources was driven by higher investment securities, gross loans and receivables and SPURA which more than offset the lower placement levels with Bangko Sentral Ng Pilipinas deposit facilities. Due from Bangko Sentral ng Pilipinas decreased by 32.66% or by P5.615 billion as excess funds were shifted from deposit placement with Bangko Sentral ng Pilipinas term and overnight deposit facilities and SPURA largely to investment securities and loans. Loans and receivables, net and SPURA increased by 25.89% and 69.17% respectively. The increase was primarily attributable to higher level of gross loans and receivables mostly attributable to auto loans which more than doubled compared from last year’s level. Financial assets at fair value through OCI decreased by 10.23% mitigated by the reduction of mark to market on debt securities. Investment properties increased by 10.67% due to increase in foreclosure of some accounts. Deferred tax assets declined by 31.01% due to reversal of allowance from ECL and roll forward of retirement liability. Movements in other assets accounts can be accounted for by transaction in the ordinary course of business.

Deposit liabilities stood at P151.698 billion, a P4.627 billion increase compared from last year’s level of P147.072 billion. Savings accounts led the increase nearly in all products which resulted in a 6.22% or by P6.216 billion. The increase in manager’s check amounting to P12.959 million can be attributed to higher volume of outstanding manager’s checks as of year end. Accrued taxes, interest and other expenses payable closed at P376.772 million, higher by P168.384 due to higher accrual of interest expense and profit sharing. Deferred credits and other liabilities increased by 124.03% or by P168.3 million due to higher level transactions for the period. Retirement benefit obligation decrease by 22.5% due to roll forward of retirement liability. All other payables were paid within the stated term.

Capital funds closed at P23.173 billion, strengthened by 7.94% or by P1.704 billion compared from last year’s level of P21.468 billion. This was mostly because of greater retained earnings, higher undivided profits and reduced net unrealized mark to market loss on financial assets held at FVOCI. Capital adequacy ratio (CAR) for the year is 43.29% which is well above the Bangko Sentral ng Pilipinas minimum requirements of 10%.

The Bank has outstanding commitments, contingent liabilities, and bank guarantees that arise from normal course of operations. The Bank does not anticipate any losses that will materially affect its financial position and results of operations. Changes in nature and amounts in the financial statements were due more to market related factors inherent in nature of the issuer’s business operations and were not considered unusual.

## Results of Operations

The Bank generated at year end of 2023, gross earnings amounting to P9.372 billion compared from last year's level of P6.327 billion, an increase of P3.045 billion. Interest income ballooned to P8.450 billion up by 52.00% as all interest earning assets except deposit placement with Bangko Sentral ng Pilipinas and other banks posted positive growth. Leading all interest earning assets are investment securities which increased by a remarkable 63.72% or by P2.424 billion as the Bank disposed some of its maturing securities at a high market rate. Loan and receivables increased by 49.45% or by P557.83 million due to increase of accrual compared from last year's level. Due to Bangko Sentral ng Pilipinas and other banks decreased by 14.48% due to decline in average volume. Income from foreign exchange declined by P126.8 million due to lower exchange rate compared from last year's level. Service charges and commission increased by 11.51% due to higher volume of transactions for the period. Gains/losses from sale/redemption of securities increased by 153.48% due to higher volume of transactions for the year.

Interest expense almost doubled compared from last year's level of P2.738 billion to P5.305 billion for the year 2023, triggered by higher interest rates and the quarterly recognition of interest expense for long term time deposits. Occupancy and equipment related expenses increased by P27.34 million fueled by higher administration expenses such as IT expenses due to higher technology related services cost. Taxes and licenses increased by 69.38% due to higher income subject to gross receipts tax. Net Income for the period closed at P1.029 billion compared from last year's level of P745.28 million, a 38.06% increase.

For the past years, the Bank continued to be conservative in the management of depositors and stockholder funds. The Bank will continue to focus on its core business and to deepen its banking relationship with more prospective clients and to offer more excellent customer services. Furthermore, more branches will be opened including ATM offsite in strategic locations to provide access to new clients. We will be reallocating resources for future growth and realigning our various asset portfolios.

## Key Performance Indicators

The performance of the bank is reflected in the following financial ratios:

	<u>Dec. 31, 2023</u>	<u>Dec. 31, 2022</u>
Return on Average Equity	5.43%	3.15%
Return on Average Assets	0.70%	0.41%
Net Interest Margin	2.10%	1.71%
Capital to Risk Assets	43.29%	41.72%
Cost to Income Ratio	43.59%	60.75%

The manner by which the Bank calculates the above indicators are as follows:

<u>Key Performance Indicator</u>	<u>Formula</u>
1. Return on Average Equity (%)	$\frac{\text{Net Income After Income Tax}}{\text{Average Total Capital Accounts}}$

2. Return on Average Assets (%)	$\frac{\text{Net Income After Income Tax}}{\text{Average Total Assets}}$
3. Net Interest Margin (%)	$\frac{\text{Net Interest Income}}{\text{Average Interest Earning Assets}}$
4. Capital to Risk Assets (%)	$\frac{\text{Total Qualifying Capital}}{\text{Total Risk-Weighted Assets}}$
5. Cost to Income Ratio (%)	$\frac{\text{Total Operating Expenses}}{\text{Net Interest Income} + \text{Other Income}}$

## Part II - Other Information

Our financial report for the year 2023 was prepared in compliance with Generally Accepted Accounting Principles as set forth in Philippine Financial Reporting Standards (PFRS). The term PFRS in general includes all applicable PFRS, PAS and SIC/IFRIC interpretations which have been approved by the Financial Reporting Standards Council (FRSC) and adopted by the SEC pronouncements. The same accounting policies and methods of computation were consistently followed in our financial statements as compared with the annual audited financial statements. There were no cash dividends paid during the year of 2023. There were no material contingencies or any other unusual events or transactions affecting our financial condition since December 31, 2022. There are no known trends, demands, commitments, events or uncertainties that would have had a material conflict on our financial condition or results of operations or unfavorable impact on net revenues from continuing operations. There is no material commitment for capital expenditures. We don't anticipate any events that may cause any default or acceleration of an obligation. There are no material off-balance sheet transactions, arrangements, obligations, including contingent obligations with unconsolidated entities.

For the year 2023, the Bank had no transactions that would require the following information or disclosures:

- a. Explanatory comments about the seasonality or cyclicity of interim operations.
- b. The nature and amount of items affecting assets, liabilities, equity, net income or cash flows that are unusual because of their nature, size or incidents.
- c. The nature and amount of changes in estimates of amounts reported in prior interim periods of the current financial year or changes in estimates of amounts reported in prior financial years, if those changes have a material effect in the current interim period.
- d. Issuances, repurchases and repayments of debt and equity securities.
- e. Segment revenue and segment result for business segments or geographical segments, whichever is the issuer's primary basis of segment reporting.
- f. Material events subsequent to the end of the interim period that have not been reflected in the financial statements for the interim period.
- g. The effect of changes in the composition of the issuer during the interim period, including business combinations, acquisition or disposal of subsidiaries and long term investments, restructurings, and discounting operations.
- h. Existence of material contingencies and any other events or transactions that are material to an understanding of the current interim period.
- i. Any significant elements of income or loss that did not arise from the issuer's continuing operations.
- j. Any seasonal aspects that had a material effect on the financial condition or results of operations.
- k. There are no causes for any material changes for our financial from period to period (5%).

## FINANCIAL RISK DISCLOSURE

### A. Assessment of Financial Risk Exposure of the Bank as of December 31, 2023.

#### I. Market Risk: Foreign Exchange and Interest Rates.

##### 1.1 Foreign Exchange Position

The net overbought open FX position of the bank as of **December 31, 2023**, is **86,725,767.35 (All currencies)**, the peso equivalent of **₱4,802,005,738.17 (₱55.37/\$)** or **22.374%** of the bank's unimpaired capital which is ₱21,462,555,995.59.

Exposure to foreign exchange risk is moderate considering the current conditions and the monetary policies of BSP, the economic fundamentals are also considered as a factor. The foreign exchange and interest rates volatility will remain within moderate conditions because of BSP's proactive stance and any variance would be within the level of confidence for the following reasons:

- 1.1.1 BSP's effective management of foreign exchange reserves vis-à-vis the major global currencies, to wit: USD, EURO, SGD, GBP, JPY, HKD and AUD.
- 1.1.2 The interest rate on the USD is within the range in the short, medium, and longer term and in which case the bank will necessarily align its position.
- 1.1.3 Net open position of our bank is manageable and not speculative.

#### II. Liquidity Risk

The risk profile of the bank's balance sheet remains low with more concentration in liquid assets and investments in government securities other than lending. Liquid assets and investment securities accounted for **₱143.65 Billion** while loans (net of allowances) amounted to **₱25.06 Billion**. Marginal returns have been low by the distribution in our assets portfolio but the bank has always been strategically conservative in business policy.

#### III. Credit Risk

The bulk of company's loans are fully secured by real estate while some of the loan accounts are backed by guarantees, and only a small percentage of the loans are in clean basis but these are usually extended to clients with very satisfactory payment record &/or who are known to the bank for their good credit reputation. The lending process begins with credit selection and continues to administration and review of loan accounts on a regular basis. Reporting to and review by the Credit and Loans Review Committee is part of the whole credit process and done on a regular basis.

1. The bank has no hedging nor financial derivatives contracts. The bank's main financial contracts are:

Financial Assets at Fair Value Through Other Comprehensive Income (FVOCI), and Debt Securities at Amortized Cost (AC).

2. Other than US Dollar denominated bonds issued by the Republic of the Philippines, the bank has no investment in foreign securities or equities.

3. Asset and liability management is involved in matching the economic characteristics of the bank's cash flows. We look at duration, the fixed/floating interest rate of our commitments, the repricing period, liquidity position and stress testing. The decisions are strategically made based on interest rate exposure. Impairment is recognized via valuation reserves in accordance with PFRS 9.

4. Before the bank makes any investment decision, it ensures that the secondary market must have liquidity, breadth, and depth to transact all tenors of financial instruments.

Philippine Trust Company (Philtrust Bank)  
Bank-Owned Properties (Land & Building) - Existing Bank Sites  
As of December 31, 2023

Branch Office	Location	Improvements/Condition of Properties	Mortgage, Lien or Encumbrance and Limitations on Ownership or Usage
<u>Metro Manila Branches</u>			
Aurora Branch	Aurora Blvd., Harvard St., Brgy. Socorro, Cubao, Quezon	3-storey building in good condition. The branch occupies half of the second floor area and half of the ground floor of the building.	None
Bambang Branch	Philtrust Bank Building, 1499 G. Masangkay corner Bambang Sts., Tondo, Manila	3-storey building in good condition. The branch occupies only the ground floor.	None
Binondo Branch	Philtrust Bank Building, Quintin Paredes St. cor. Dasmariñas and Plaza Cervantes Sts., Binondo, Manila	The branch occupies the ground floor of a 6-storey building. The building is in good condition.	None
Caloocan Branch	Samson Road (near Bonifacio Monument), Caloocan City	3-storey commercial bldg in good condition. The branch occupies portion of ground floor and portion of second floor.	None
Divisoria Branch	Philtrust Bank Building, 539 C.M. Recto Ave. cor. Carmen Planas St., Divisoria, Tondo, Manila	4-storey building in good condition. The branch occupies only the ground floor.	None
Elcano Branch	Philtrust Bank Building, Elcano cor. Lavezares Sts., Binondo, Manila	2-storey building in good condition, fully occupied by the branch.	None
Ermita Branch	Philtrust Bank Building, A. Mabini St. cor. U.N. Avenue, Brgy. 667 Zone 72, Ermita, Manila	4-storey building in good condition. The branch occupies only the ground floor.	None
Escolta Branch	Philtrust Bank Building, 277 Escolta St., Binondo, Manila	5-storey building in good condition. The branch occupies only the ground floor.	None
Juan Luna Branch	Philtrust Bank Building, Juan Luna cor. San Fernando Sts., Binondo, Manila	5-storey building in good condition. The branch occupies the ground floor and the 2nd floor.	None
Las Piñas Branch	Philtrust Bank Building, Alabang Zapote Road., Almanza 1, Las Piñas City	1-storey building in good condition, fully occupied by the branch.	None
Libertad Branch	Philtrust Bank Building, Taft Avenue cor. A. Arnaiz Avenue, Pasay City	3-storey building in good condition. The branch occupies only a portion of the ground floor.	None

Philippine Trust Company (Philtrust Bank)  
Bank-Owned Properties (Land & Building) - Existing Bank Sites  
As of December 31, 2023

Branch Office	Location	Improvements/Condition of Properties	Mortgage, Lien or Encumbrance and Limitations on Ownership or Usage
Mandaluyong Branch	Philtrust Bank Building, Shaw Blvd. cor. Gen. Kalentong St., Mandaluyong City	3-storey building in good condition, fully occupied by the branch.	None
Marikina Branch	Philtrust Bank Building, Sumulong Highway cor. P. Burgos St., Sto. Niño, Marikina City	3-storey building in good condition. The branch occupies only a portion of the ground floor and the 2nd floor.	None
Maypajo Branch	Philtrust Bank Building, A. Mabini cor. L. Lupa St., Maypajo, Caloocan City	4-storey building in good condition. The branch occupies only the ground floor.	None
Morayta Branch	Philtrust Bank Building, 890-892 Dr. Nicanor Reyes cor. R. Papa Sts., Sampaloc, Manila	2-storey building in good condition, fully occupied by the branch.	None
Pasig Branch	Philtrust Bank Building, Dr. S. Antonio Avenue, Caniogan, Pasig City	1-storey building in good condition, fully occupied by the branch.	None
Puyat Ave. Branch	Philtrust Bank Building, 259-263 Sen. Gil Puyat Ave., Makati City	9-storey building in good condition. The branch occupies only a portion of the ground floor.	None
Quezon Ave. Branch	Quezon Avenue cor. Sto. Domingo St., Quezon City	2-storey building in good condition. The branch occupies only a portion of the ground floor.	None
Reina Regente Branch	Philtrust Bank Building, Reina Regente cor. Soler and Alvarado Sts., Binondo, Manila	4-storey building in good condition. The branch occupies the ground floor and the 2nd floor.	None
Sta. Cruz Branch	Philtrust Bank Building, Rizal Ave. cor. Plaza Lacson, Sta. Cruz, Manila	5-storey building in good condition. The branch occupies only the ground floor.	None
Taguig Branch	Unit 101-A, One Global Place, 5th Ave. cor. 25th St., Bonifacio South District, Bonifacio Global City, Taguig City	The branch occupies a portion/unit of the ground floor of a 25-storey building. The building is in good condition.	None
Valenzuela Branch	Philtrust Bank Building, McArthur Highway (Fronting Valenzuela City Hall), Brgy. Malinta, Valenzuela City	3-storey building in good condition. The branch occupies a portion of the ground floor.	None



Philippine Trust Company (Philtrust Bank)  
Bank-Owned Properties (Land & Building) - Existing Bank Sites  
As of December 31, 2023

Branch Office	Location	Improvements/Condition of Properties	Mortgage, Lien or Encumbrance and Limitations on Ownership or Usage
<u>Provincial Branches</u>			
Angeles Branch	Philtrust Bank Building, McArthur Highway cor. B. Aquino St., Angeles City, Pampanga	1-storey building in good condition, fully occupied by the branch.	None
Bacolod Branch	Philtrust Bank Building, Gatuslao cor. Cuadra Sts., Bacolod City	5-storey building in good condition. The branch occupies only the ground floor.	None
Bulacan Branch	Philtrust Bank Building, Paseo Del Congreso, Malolos City, Bulacan	2-storey building in good condition. The branch occupies only the ground floor.	None
Cabanatuan Branch	Philtrust Bank Building, Burgos Ave. cor. Beedle St., Cabanatuan City	2-storey building in good condition, fully occupied by the branch.	None
Cagayan De Oro Branch	Philtrust Bank Building, S. Osmeña cor. J. Ramonal Sts., Cogon, Cagayan De Oro City	3-storey building in good condition. The branch occupies only the ground floor.	None
Cavite Branch	Philtrust Bank Building, Km. 41 Aguinaldo Highway, Silang, Cavite	1-storey building in good condition, fully occupied by the branch.	None
Cebu Colon Branch	Colon St., Cebu City	2-storey building in good condition, fully occupied by the branch.	None
Cebu Magallanes	Philtrust Bank Building, Magallanes cor. F. Gonzales St., Cebu City	4-storey building in good condition. The branch occupies the ground floor and the 2nd floor.	None
Davao Sta. Ana Branch	Philtrust Bank Building, Monteverde Ave. cor. F. Bangoy St., Sta. Ana, Davao City	2-storey building in good condition. The branch occupies only the ground floor.	None
Dumaguete Branch	Philtrust Bank Building, Silliman Avenue cor. Real St., Brgy. Poblacion 007, Dumaguete City	2-storey building in good condition. The branch occupies only the ground floor.	None
Iloilo Branch	Philtrust Bank Building, Quezon cor. Delgado Sts., Iloilo City	5-storey building in good condition. The branch occupies only the ground floor.	None
Limay Branch	Philtrust Bank Building, Brgy. Luz, National Road, Limay, Bataan	1-storey building in good condition, fully occupied by the branch.	None

Philippine Trust Company (Philtrust Bank)  
Bank-Owned Properties (Land & Building) - Existing Bank Sites  
As of December 31, 2023

Branch Office	Location	Improvements/Condition of Properties	Mortgage, Lien or Encumbrance and Limitations on Ownership or Usage
Naga Branch	Philtrust Bank Building, Caceres cor. E. Angeles Sts., Naga City, Camarines Sur	2-storey building in good condition. The branch occupies only the ground floor.	None
Roxas Branch	Philtrust Bank Building, Roxas Ave. cor. Primero De Mayo St., Roxas City, Capiz	2-storey building in good condition, fully occupied by the branch.	None
Santiago Branch	Maharlika Highway cor. Abauag St., Santiago City, Isabela	4-storey building in good condition. The branch occupies only a portion of the ground floor and the 2nd floor.	None
Urdaneta Branch	Philtrust Bank Building, McArthur Highway cor. Ambrosio St., Urdaneta City, Pangasinan	2-storey building in good condition. The branch occupies only the ground floor.	None

Philippine Trust Company (Philtrust Bank)  
 Leased Bank Sites  
 As of December 31, 2023

Branch Office	Location	Amount of Lease Payment Per Month	Lease Expiration Date	Lease Term
<u>Metro Manila Branches</u>				
Head Office - Annex Lending Services Group	Unit 301 to 311 UN Square, 1007 United Nations Ave., Ermita, Manila	Php573,255.91	Sep. 26, 2026	5 years
Head Office - Annex Core Banking Group	Unit 312 to 320 UN Square, 1007 United Nations Ave., Ermita, Manila	Php383,408.93	June 30, 2027	5 years
Ayala Branch	Unit 121 G/F Makati Shangri-la Arcade, Makati Shangri-la Hotel	Php343,086.98	Feb. 14, 2025	5 years
Edsa-Muñoz Branch	EDSA cor. Roosevelt Ave., Quezon City	Php218,046.26	June 30, 2028	20 years
Grace Park Branch	225 Rizal Ave. Ext., Grace Park, Caloocan City	Php602,671.47	Sept. 30, 2025	10 years
Greenhills Branch	Metrosquare Building, 224 Ortigas Avenue, North Greenhills, San Juan	Php226,143.90	Jan. 15, 2024	5 years
Makati-Pasay Road Branch	Liberty Building, 835 A. Arnaiz Ave., Makati City	Php650,386.50	Sept. 30, 2025	5 years
Malabon Branch	Rizal Avenue cor. Leoño St., Tañong, Malabon City	Php158,459.83	Feb. 28, 2027	5 years
Malate Branch	Remedios cor. M.H. Del Pilar Sts., Malate, Manila	Php533,710.33	Dec. 31, 2023	1 year
Morayta Branch Ext. (CEU - Mendiola)	Ground Floor, Generosa De Leon Science Center Building, Centro Escolar University, No. 9 Mendiola St., San Miguel, Manila	Php77,484.29	May 31, 2026	5 years
NAIA Branch (Terminal 1)	Departure Level, NAIA Terminal 1, Parañaque City	Php38,612.60		1 year
NAIA Branch Ext. (Terminal 3)	Stall No. 12 Arrival Level, NAIA Terminal 3, Pasay City	Php47,220.29		1 year
Ongpin Branch	Ongpin cor. Padilla Sts., Binondo,	Php504,000.00	Oct. 31, 2024	Monthly
Ortigas Branch	G102 One Magnificent Mile-CITRA Condo., Ortigas Center, Pasig City	Php216,628.72	July 31, 2025	5 years
Paco Branch	Simplicia Bldg., Pedro Gil cor. A. Linao Sts., Paco, Manila	Php65,296.00	-	Monthly
Padre Rada Branch	Padre Rada cor. Ilaya Sts., Tondo, Manila	Php363,825.00	Dec. 31, 2026	25 years

Philippine Trust Company (Philtrust Bank)  
Leased Bank Sites  
As of December 31, 2023

Branch Office	Location	Amount of Lease Payment Per Month	Lease Expiration Date	Lease Term
Quiapo Branch	507 Villalobos St., Quiapo, Manila	Php203,280.00	July 31, 2025	5 years
Sucac Branch	Dr. A. Santos Ave. cor. Sta. Rita St., Parañaque City	Php145,851.66	Jan. 3, 2026	10 years
Tabora Branch	Tabora cor. M. De Santos Sts., San Nicolas, Manila	Php210,127.00	Dec. 31, 2023	1 year
Taft Branch	1844 Taft Avenue, Pasay City	Php318,066.21	June 6, 2027	5 years
Tordesillas Branch	Unit 101 Le Metropole Condominium, Sen. Gil Puyat Ave. cor. Tordesillas St., Makati City	Php232,519.81	Aug. 31, 2024	5 years
<u>Provincial Branches</u>				
Batangas Branch	Rizal Avenue cor. P. Gomez St., Batangas City	Php174,604.64	March 14, 2024	5 years
Cebu Fuente Branch	Osmeña Blvd. cor. J. Llorente St., Cebu City	Php212,936.58	March 31, 2027	5 years
Davao Recto Branch	Caritas Building, C.M. Recto St., San Pedro, Davao City	Php49,516.90	Oct. 1, 2024	1 year
La Union Branch	Diocesan Building, P. Gomez St., San Fernando City, La Union	Php91,800.00	Dec. 31, 2026	5 years
Lucena Branch	Quezon Ave. cor. Don Queblar St., Lucena City, Quezon	Php108,226.27	July 31, 2030	10 years

Philippine Trust Company (Philtrust Bank)  
Bank-Owned Properties - Future Bank Sites  
As of December 31, 2023

Branch Office	Location	Mortgage, Lien or Encumbrance and Limitations on Ownership of Usage
<u>Metro Manila Branches</u>		
Grace Park Branch	Rizal Avenue Ext., Grace Park, Caloocan City	None
Parañaque Branch	NAIA Road cor. Quirino Avenue, Parañaque City	None
Roosevelt Branch	274 Roosevelt Avenue, San Francisco Del Monte, Quezon City	None
Taft Avenue Branch	1812 Taft Avenue, Pasay City	None
<u>Provincial Branches</u>		
Gen. Santos Branch	Roxas Avenue cor. Osmeña St., Dadiangas, General Santos City	None
Kalibo Branch	Roxas Blvd. Extension, Brgy. Andagao, Kalibo, Aklan	None
La Union Branch	Quezon Avenue cor. Ancheta St., San Fernando City, La Union	None
Laoag Branch	Brgy. 13, Nuestra Señora de Visitacion, Laoag City	None
Mandaue Branch	A. Del Rosario & Zamora Sts., Centro, Mandaue City, Cebu	None
Ozamiz Branch	Rizal cor. Juan Luna St., Ozamiz City	None
Tarlac Branch	McArthur Highway cor. R. Mercado St., Brgy. Sto. Cristo, Tarlac City	None
Tuguegarao Branch	No. 1 Bonifacio St., Tuguegarao City, Cagayan	None
Vigan Branch	Bonifacio cor. Jacinto Sts., Vigan City, Ilocos Sur	None

**ITEMS REPORTED UNDER CURRENT REPORT (SEC Form 17-C)  
COVERING THE PERIOD JANUARY 1, 2023 TO DATE**

Date of Report	Item Reported
March 28, 2023	Board approval on March 28, 2023 setting the 2023 Annual Stockholders' Meeting on May 30, 2023 at 8:00 A.M. and the record date on April 28, 2023, with the venue of the 2023 ASM to be announced.
April 14, 2023	Agenda of the 2023 Stockholders' Meeting
April 20, 2023	Venue of the 2023 Stockholders' Meeting
April 25, 2023	Appointment of an Officer
May 30, 2023	Election during the May 30, 2023 Annual Stockholders' Meeting of the twelve (12) Directors of the Bank for the ensuing year 2023-2024.
May 30, 2023	Authority granted by the Stockholders on May 30, 2023 for the Board to appoint and/or change the Bank's external auditor for the year 2023.
May 30, 2023	Results of the May 30, 2023 Board Organizational Meeting
June 7, 2023	Amended Results of the May 30, 2023 Board Organizational Meeting
November 21, 2023	Re-appointment of Reyes Tacandong & Co. as the Bank's external auditor for the year 2023 approved by the Board on November 21, 2023 pursuant to the authority granted by the Stockholders.
December 19, 2023	Retirement of an Officer
January 30, 2024	<b>Board approval on January 30, 2024 setting the 2024 Annual Stockholders' Meeting on May 21, 2024 at 8:00 A.M. and the record date on April 15, 2024, with the venue of the 2024 ASM to be announced.</b>
March 19, 2024	Promotion and Appointment of Officers
March 21, 2024	Agenda and Notice of 2024 Annual Stockholders' Meeting

**Philippine Trust Company  
(PHILTRUST BANK)  
Sustainability Report 2023**

**Contextual Information**

<b>Company Details</b>	
Name of Organization	PHILIPPINE TRUST COMPANY, also known as PHILTRUST BANK
Location of Headquarters	Philtrust Bank Building, 1000 United Nations Avenue corner San Marcelino Street, Manila
Location of Operations	Philippines
Report Boundary: Legal entities (e.g. subsidiaries) included in this report*	None
Business Model, including Primary Activities, Brands, Products, and Services	Personal and Corporate Loans Savings, Checking and Time Deposits FCDU and International Services Trust and Investment Services Other Banking Services
Reporting Period	2023
Highest Ranking Person responsible for this report	Mr. Michael M. Boado AVP / Acting Chief Risk Officer

*\*If you are a holding company, you could have an option whether to report on the holding company only or include the subsidiaries. However, please consider the principle of materiality when defining your report boundary*

**Materiality Process**

This Sustainability Report is in compliance with the SEC Memorandum Circular No. 4 Series of 2019 and has been prepared in accordance with the Global Reporting Initiative (GRI) Sustainability Reporting Standards.

The material topics for this Report were identified based on their relevance to Philtrust Bank’s operations and activities and their importance in reflecting its economic, environmental and social impacts or in substantially influencing its stakeholders’ decisions.

Based on the GRI, unless otherwise stated, “impact” refers to the effect Philtrust Bank has on the economy, the environment and/or the society, which in turn can indicate its contribution (positive or negative) to sustainable development.

## ECONOMIC

### Economic Performance

#### Direct Economic Value Generated and Distributed

Disclosure	Amount	Units
Direct economic value generated (revenue)	9,661,530,332.48	Php
Direct economic value distributed:		
a. Operating costs	5,303,070,076.82	Php
b. Employee wages and benefits	995,471,578.31	Php
c. Payments to suppliers, other operating costs	557,834,409.25	Php
d. Dividends given to stockholders and interest payments to loan providers	-0-	Php
e. Taxes given to government	1,629,676,840.16	Php
f. Investments to community (e.g. donations, CSR)	237,100.00	Php

What is the impact and where does it occur? What is the organization's involvement in the impact?	Which stakeholders are affected?	Management Approach
<p>The impact is the increased economic value to Philtrust Bank, hereinafter referred to as the "Bank", and to its Stakeholders.</p> <p>The Bank is directly involved in the generation and distribution of the impact. Part of the revenue earned by the Bank was distributed to its stakeholders thru payment of supplies, wages and benefits, dividends, taxes and donations. The difference is retained by the Bank for liquidity and for future investment.</p>	<p>Suppliers Employees Stockholders Government Community</p>	<p>Management ensures the economic policies approved by the Board are faithfully implemented and monitored.</p>
What are the Risk/s Identified?	Which stakeholders are affected?	Management Approach
<p>1. Health Pandemic such Covid-19.</p> <p>2. Adverse effects of natural calamities such as typhoon, flooding, volcanic eruptions and other natural calamities disrupting banking operations.</p>	<p>Client Employees Suppliers Government Community</p>	<p>Management strictly complies with health and safety protocols imposed by the government and other regulatory bodies.</p>



		<p>Management adheres to the Business Continuity Plan (BCP) which was approved by the Board of Directors.</p> <p>Business continuity is a critical element in the Banks operations and any interruption thereto, whether perceived or real, negatively impacts to the financial resources of the Bank and its stakeholders. Having a BCP will mitigate the ill effects of business disruption by providing counteractive response to each disruptive incident.</p>
<b>What are the Opportunity/ies Identified?</b>	<b>Which stakeholders are affected?</b>	<b>Management Approach</b>
Greater focus on digitization	Clients Employees Supplier	Transition to more aggressive computerized banking operations to serve clients unable to physically transact business with the Bank.

## Climate-related risks and opportunities<sup>1</sup>

Governance	Strategy	Risk Management	Metrics and Targets
N/A	N/A	N/A	N/A
Recommended Disclosures			
a) N/A	a) N/A	a) N/A	a) N/A
b) N/A	b) N/A	b) N/A	b) N/A
	c) N/A	c) N/A	c) N/A

The Bank's Business Continuity Plan which includes strategies pertaining to climate-related risks and opportunities is currently under revision to include, among others, detailed long, medium and short term plans.

---

<sup>1</sup>Adopted from the Recommendations of the Task Force on Climate-Related Financial Disclosures. The TCFD Recommendations apply to non-financial companies and financial-sector organizations, including banks, insurance companies, asset managers and asset owners.

## Procurement Practices

### Proportion of spending on local supplier

Disclosure	Quantity	Units
Percentage of procurement budget used for significant locations of operations that is spent on local suppliers	100	%

What is the impact and where does it occur? What is the organization's involvement in the impact?	Which stakeholders are affected?	Management Approach
Procurement management provides the bank better understanding on how funds are allocated.	Suppliers and Government	The procurement process is continuously monitored to ensure that it is aligned with the bank's sustainability goals.
What are the Risk/s Identified?	Which stakeholders are affected?	Management Approach
Availability of supply and logistics.	Suppliers and Government	Records of suppliers are kept and evaluated regularly to identify which is effective and can provide the most supply / product at minimum cost.
What are the Opportunity/ies Identified?	Which stakeholders are affected?	Management Approach
Healthy business relationship with supplier may result in cost reduction and is vital in operational sustainability.	Suppliers and Government	Sound procurement practice ensure the right supply of materials, product and services, maintains quality standard, minimize operational overhead and preserved business sustainability.

## Anti-corruption

### Training on Anti-corruption Policies and Procedures

Disclosure	Quantity	Units
Percentage of employees to whom the organization's anticorruption policies and procedures have been communicated to	100	%
Percentage of business partners to whom the organization's anti-corruption policies and procedures have been communicated to	100	%
Percentage of directors and management that have received anti-corruption training	100	%
Percentage of employees that have received anti-corruption training	100	%

All new Directors, Officers and Staff are provided with an orientation which includes the Bank's Anti-Corruption Policy and Employee Code of Conduct.

What is the impact and where does it occur? What is the organization's involvement in the impact?	Which stakeholders are affected?	Management Approach
Communication and training intensify the internal and external awareness of the evils of corruption, and empower the Bank and its stakeholders with the necessary capacity to combat it.	Employees Suppliers Community Government	The Bank is committed to the principle of honesty, integrity and transparency where corruption is not tolerated. Hence, the Board has approved an Anti-Bribery and Corruption Policy to identify and provide mechanism to prevent and report incidents of corruption.
What are the Risk/s Identified?	Which stakeholders are affected?	Management Approach
Operational and reputational risks	Employees Suppliers Community Government	Compliance with the Bank's Anti-Bribery and Corruption Policy and other pertinent laws, rules and regulations
What are the Opportunity/ies Identified?	Which stakeholders are affected?	Management Approach
Greater resolve to fight corruption could lead to fairer and more arm's length transactions, increased revenue, goodwill and untarnished reputation.	Employees	Compliance with the Bank's Anti-Corruption Policy and other pertinent laws, rules and regulations

## Incidents of Corruption

Disclosure	Quantity	Units
Number of incidents in which directors were removed or disciplined for corruption	0	#
Number of incidents in which employees were dismissed or disciplined for corruption	0	#
Number of incidents when contracts with business partners were terminated due to incidents of corruption	0	#

What is the impact and where does it occur? What is the organization's involvement in the impact?	Which stakeholders are affected?	Management Approach
Primary business operations and supply chain	Employees Suppliers Community Government	Strict implementation of Anti-Bribery and Corruption Policies and the Employee Code of Conduct
What are the Risk/s Identified?	Which stakeholders are affected?	Management Approach
Operational Risk	Employees Suppliers Community Government	Compliance with laws, rules and regulations
What are the Opportunity/ies Identified?	Which stakeholders are affected?	Management Approach
The absence of corruption is an opportunity to highlight the Bank's good reputation and create value. Its positive impact to stakeholders demonstrates the Bank's adherence to integrity, governance and responsible business practice.	Employees Suppliers Community Government	Compliance with laws, rules and regulations

## ENVIRONMENT

### Resource Management

#### Energy consumption within the organization:

Disclosure	Amount	Units
Energy consumption (renewable sources)	None	GJ
Energy consumption (gasoline)	6,851.23	Gallon
Energy consumption (LPG)	None	GJ
Energy consumption (diesel)	7,449.10	Gallon
Energy consumption (electricity)	1,128,960	kWh

\*Energy Consumption for the year 2023

#### Reduction of energy consumption

Disclosure	Amount	Units
Energy reduction (gasoline)	None	Gallon
Energy reduction (LPG)	None	Gallon
Energy reduction (diesel)	None	Gallon
Energy reduction (electricity)	None	kWh

What is the impact and where does it occur? What is the organization's involvement in the impact?	Which stakeholders are affected?	Management Approach
As a financial Institution, the impact of energy consumption particularly electricity within the bank is very minimal	Employees, supplier, community, Government, and vulnerable Groups.	Management strives to instill responsible and efficient use of electricity within the bank in order to reduce operating cost and help combat climate change.
What are the Risk/s Identified?	Which stakeholders are affected?	Management Approach
Effects to the environment	Employees, supplier, community, Government, and vulnerable Groups.	Management strives to instill responsible and efficient use of electricity within the bank in order to reduce operating cost and help combat climate change.
What are the Opportunity/ies Identified?	Which stakeholders are affected?	Management Approach

Efficient Resource Management	Government, and vulnerable Groups.	Management strives to instill responsible and efficient use of electricity within the bank in order to reduce operating cost and help combat climate change.
-------------------------------	------------------------------------	--

## Water consumption within the organization

Disclosure	Amount	Units
Water withdrawal	None	Cubic meters
Water consumption	8,532.00	Cubic meters
Water recycled and reused	none	Cubic meters

\*Water consumption for the year 2023

What is the impact and where does it occur? What is the organization's involvement in the impact?	Which stakeholders are affected?	Management Approach
As a financial institution, the consumption and discharge of water within the bank have a very minimal impact on the ecosystem.	Employees, supplier, community, Government, and vulnerable Groups.	Management encourages responsible and efficient use of water within the bank in order to reduce operating cost, help prevent scarcity and other negative impact to the ecosystem
What are the Risk/s Identified?	Which stakeholders are affected?	Management Approach
Effects to the environment	Employees, supplier, community, Government, and vulnerable Groups.	Management shall be mindful of the negative impacts of improper water discharge and take the necessary corrective action that maybe undertaken within the bank.
What are the Opportunity/ies Identified?	Which stakeholders are affected?	Management Approach
Efficient Resource Management	Employees, supplier, community, Government, and vulnerable Groups.	Management shall endeavor to prevent water wastage to help ensure its availability for the next generation.



## Materials used by the organization

Disclosure	Quantity	Units
Materials used by weight or volume		
• Renewable	None	kg/liters
• Non-renewable	None	kg/liters
Percentage of recycled input materials used to manufacture the organization's primary products and services	n/a	%

<b>What is the impact and where does it occur? What is the organization's involvement in the impact?</b>	<b>Which stakeholders are affected?</b>	<b>Management Approach</b>
N/A	N/A	N/A
<b>What are the Risk/s Identified?</b>	<b>Which stakeholders are affected?</b>	<b>Management Approach</b>
N/A	N/A	N/A
<b>What are the Opportunity/ies Identified?</b>	<b>Which stakeholders are affected?</b>	<b>Management Approach</b>
N/A	N/A	N/A

## Ecosystems and biodiversity (whether in upland /watershed or coastal/marine)

Disclosure	Quantity	Units
Operational sites owned, leased, managed in, or adjacent to, protected areas and areas of high biodiversity value outside protected areas	N/A	
Habitats protected or restored	N/A	ha
IUCN <sup>2</sup> Red List species and national conservation list species with habitats in areas affected by operations	N/A	

What is the impact and where does it occur? What is the organization's involvement in the impact?	Which stakeholders are affected?	Management Approach
N/A	N/A	N/A
What are the Risk/s Identified?	Which stakeholders are affected?	Management Approach
N/A	N/A	N/A
What are the Opportunity/ies Identified?	Which stakeholders are affected?	Management Approach
N/A	N/A	N/A

<sup>2</sup> International Union for Conservation of Nature

## Environmental impact management

### Air Emissions

#### GHG

Disclosure	Quantity	Units
Direct (Scope 1) GHG Emissions	N/A	Tonnes CO <sub>2</sub> e
Energy indirect (Scope 2) GHG Emissions	N/A	Tonnes CO <sub>2</sub> e
Emissions of ozone-depleting substances (ODS)	N/A	Tonnes

What is the impact and where does it occur? What is the organization's involvement in the impact?	Which stakeholders are affected?	Management Approach
N/A	N/A	N/A
What are the Risk/s Identified?	Which stakeholders are affected?	Management Approach
N/A	N/A	N/A
What are the Opportunity/ies Identified?	Which stakeholders are affected?	Management Approach
N/A	N/A	N/A

## Air Pollutants

Disclosure	Quantity	Units
NO <sub>x</sub>	N/A	kg
SO <sub>x</sub>	N/A	kg
Persistent organic pollutants (POPs)	N/A	kg
Volatile organic compounds (VOCs)	N/A	kg
Hazardous air pollutants (HAPs)	N/A	kg
Particulate matter (PM)	N/A	kg

What is the impact and where does it occur? What is the organization's involvement in the impact?	Which stakeholders are affected?	Management Approach
N/A	N/A	N/A
What are the Risk/s Identified?	Which stakeholders are affected?	Management Approach
N/A	N/A	N/A
What are the Opportunity/ies Identified?	Which stakeholders are affected?	Management Approach
N/A	N/A	N/A

## Solid and Hazardous Wastes

### Solid Waste

Disclosure	Quantity	Units
Total solid waste generated	n/a	Kg/year
Reusable	n/a	kg
Recyclable	n/a	kg
Composted	n/a	kg
Incinerated	n/a	kg
Residuals/Landfilled	n/a	kg

What is the impact and where does it occur? What is the organization's involvement in the impact?	Which stakeholders are affected?	Management Approach
n/a	n/a	n/a
What are the Risk/s Identified?	Which stakeholders are affected?	Management Approach
n/a	n/a	n/a
What are the Opportunity/ies Identified?	Which stakeholders are affected?	Management Approach
n/a	n/a	n/a

## Hazardous Waste

Disclosure	Quantity	Units
Total weight of hazardous waste generated	N/A	kg
Total weight of hazardous waste transported	N/A	kg

<b>What is the impact and where does it occur? What is the organization's involvement in the impact?</b>	<b>Which stakeholders are affected?</b>	<b>Management Approach</b>
N/A	N/A	N/A
<b>What are the Risk/s Identified?</b>	<b>Which stakeholders are affected?</b>	<b>Management Approach</b>
N/A	N/A	N/A
<b>What are the Opportunity/ies Identified?</b>	<b>Which stakeholders are affected?</b>	<b>Management Approach</b>
N/A	N/A	N/A

## Effluents

Disclosure	Quantity	Units
Total volume of water discharges	N/A	Cubic meters
Percent of wastewater recycled	N/A	%

<b>What is the impact and where does it occur? What is the organization's involvement in the impact?</b>	<b>Which stakeholders are affected?</b>	<b>Management Approach</b>
N/A	N/A	N/A
<b>What are the Risk/s Identified?</b>	<b>Which stakeholders are affected?</b>	<b>Management Approach</b>
N/A	N/A	N/A
<b>What are the Opportunity/ies Identified?</b>	<b>Which stakeholders are affected?</b>	<b>Management Approach</b>
N/A	N/A	N/A

## Environmental compliance

### Non-compliance with Environmental Laws and Regulations

Disclosure	Quantity	Units
Total amount of monetary fines for non-compliance with environmental laws and/or regulations	Nil	PhP
No. of non-monetary sanctions for non-compliance with environmental laws and/or regulations	Nil	#
No. of cases resolved through dispute resolution mechanism	Nil	#

<b>What is the impact and where does it occur? What is the organization's involvement in the impact?</b>	<b>Which stakeholders are affected?</b>	<b>Management Approach</b>
N/A	N/A	N/A
<b>What are the Risk/s Identified?</b>	<b>Which stakeholders are affected?</b>	<b>Management Approach</b>
N/A	N/A	N/A
<b>What are the Opportunity/ies Identified?</b>	<b>Which stakeholders are affected?</b>	<b>Management Approach</b>
N/A	N/A	N/A



## SOCIAL

### Employee Management

#### Employee Hiring and Benefits

##### Employee Data

Disclosure	Amount	Units
Total number of employees <sup>3</sup>	884	
a. Number of female employees	603	#
b. Number of male employees	281	#
Attrition rate <sup>4</sup>	3.55%	rate
Ratio of lowest paid employee against minimum wage	PH minimum wage= P570/day (21 days/month = P11,970) Lowest Salary = P15,000	Note: The Bank follows a 21 days per month rate.

##### Employee benefits

List of Benefits	Y/N	% of female employees who availed for the year	% of male employees who availed for the year
SSS	Y	20.89%	11.38%
PhilHealth	Y	10.11%	1.77%
Pag-ibig	Y	4.47%	2.84%
Parental leaves	Y	2.25%	1.7%
Vacation leaves	Y	95.3%	92%
Sick leaves	Y	62%	44%
Medical benefits (aside from Pag-ibig)	Y	2.15%	.35%
Housing assistance (aside from Pag-ibig)	N	0%	0%
Retirement fund (aside from SSS)	Y	1.32%	.71%
Further education support	Y	0%	0%
Company stock options	N	0%	0%
Telecommuting	N	0%	0%
Flexible-working Hours	N	0%	0%
(Others)			

<sup>3</sup> Employees are individuals who are in an employment relationship with the organization, according to national law or its application (GRI Standards 2016 Glossary)

<sup>4</sup> Attrition are = (no. of new hires – no. of turnover)/(average of total no. of employees of previous year and total no. of employees of current year)

<b>What is the impact and where does it occur? What is the organization's involvement in the impact?</b>	<b>Management Approach</b>
The impact is investment in human resources occurring in the primary business operations thru the compensation paid and benefits given by the Bank to its regular employees.	The Bank values its most important asset, the human resources. The Bank believes that adequate compensation, quality benefits and opportunity for career development are the key factors in gaining the loyalty of employees and in retaining them.
<b>What are the Risk/s Identified?</b>	<b>Management Approach</b>
Transfer of competent employees to other banks and scarcity of potential replacements.	Competitive salaries, benefits and other incentives that would attract and retain competent personnel.
<b>What are the Opportunity/ies Identified?</b>	<b>Management Approach</b>
Opportunities for career advancement	Scholarship progress and skills development/enhancement trainings

## Employee Training and Development

Disclosure	Quantity	Units
Total training hours provided to employees		
a. Female employees	80,285	hours
b. Male employees	31,822	hours
Average training hours provided to employees		
a. Female employees	132	hours/employee
b. Male employees	117	hours/employee

<b>What is the impact and where does it occur? What is the organization's involvement in the impact?</b>	<b>Management Approach</b>
Effective training and development positively impact on Bank employees. The acquired upgraded skills and competencies particularly on the primary business operations of the Bank affecting deposits, lending, I.T., branches, audit and accounting. The Bank is directly involved through continuous training, monitoring, assessment and deployment of trained personnel.	Implementation and periodic review of the Bank's Guidelines on Training and Development
<b>What are the Risk/s Identified?</b>	<b>Management Approach</b>
Operational and reputational risks	Compliance with pertinent laws, rules and regulations
<b>What are the Opportunity/ies Identified?</b>	<b>Management Approach</b>
Employee training and development open opportunities for professional growth, promote employee satisfaction with their job, and strengthen loyalty to the Bank.	The Bank supports the growth and development of its employees who are considered partners in the success of the Bank

## Labor-Management Relations

Disclosure	Quantity	Units
% of employees covered with Collective Bargaining Agreements	44	%
Number of consultations conducted with employees concerning employee-related policies		#

What is the impact and where does it occur? What is the organization's involvement in the impact?	Management Approach
The impact is the commitment by the Bank and the Employees Union to respect each other's rights. The Bank shall respect the right of employees to exercise freedom of association and to collectively bargain for a reasonable living wage on services rendered, while the Union shall respect the right of the Bank to a just and fair return on its capital.	Management is cognizant of, and upholds, the collective Bargain Agreement between the Bank and the Employees Union covering the period from January 1, 2020 to December 31, 2024 and granting benefits superior to the statutory provisions of the Labor Code and related issuances.
What are the Risk/s Identified?	Management Approach
Disruption of banking operations and supply chain due to grievances.	Referral to grievance and adjustment procedure.
What are the Opportunity/ies Identified?	Management Approach
Open opportunities for dialogue and grievance resolutions	The Management-Employee Committee shall meet to resolve grievances of parties involving the meaning, interpretation or application of the provision of the CBA

## Diversity and Equal Opportunity

Disclosure	Quantity	Units
% of female workers in the workforce	68.21	%
% of male workers in the workforce	31.78	%
Number of employees from indigenous communities and/or vulnerable sector*		#

\*Vulnerable sector includes, elderly, persons with disabilities, vulnerable women, refugees, migrants, internally displaced persons, people living with HIV and other diseases, solo parents, and the poor or the base of the pyramid (BOP; Class D and E).

What is the impact and where does it occur? What is the organization's involvement in the impact?	Management Approach
While the Bank hired more female employees (68.21%) than male (31.78%) in the primary banking operations, the recruitment, remuneration, and opportunities/training for advancement were equally applied regardless of gender.	The Bank is committed to promote diversity of qualified employees, eliminate gender bias and uphold equality in the recruitment, remuneration and opportunity for career advancement.
What are the Risk/s Identified?	Management Approach
Exposing the vulnerable group to disproportionate burden.	The Bank shall endeavor to hire qualified applicants from the said group.
What are the Opportunity/ies Identified?	Management Approach
Opportunity for the vulnerable group to prove their worth despite their age, physical disability or ethnic origin.	The Bank shall endeavor to hire qualified applicants from the said group.

## Workplace Conditions, Labor Standards, and Human Rights

### Occupational Health and Safety

Disclosure	Quantity	Units
Safe Man-Hours	1,832,480	hours
No. of work-related injuries	0	#
No. of work-related fatalities	0	#
No. of work-related ill-health	0	#
No. of safety drills	183	hours

What is the impact and where does it occur? What is the organization's involvement in the impact?	Management Approach
Work related injuries, fatalities and ill-health of employees indirectly give impact to the Company's primary business operations.	<p>The PTC Safety and health Committee facilitated a hybrid type of conducting the Mandatory Workers' Seminar at no cost to the workers. A face-to-face presentation of the subject and it will be augmented by a virtual presentation thru e-Learning.</p> <p>Workers are hereby enjoined to perform the required duties and responsibilities as provided for in the OSH Law to ensure a safe and healthful workplace for all.</p>
What are the Risk/s Identified?	Management Approach
<p>Employees exposure to the following most common office hazards:</p> <ol style="list-style-type: none"><li>1. Slips, Trips and Falls</li><li>2. Ergonomic Injuries</li><li>3. Eye Strain</li><li>4. Electrical Hazards</li></ol>	<p>The effective implementation of control measures will definitely reduce or if not totally eliminate accidents related to the mentioned four most common office hazards.</p> <p>Supervisors, Officer in Charge and Staff will implement the following basic control measures:</p> <ol style="list-style-type: none"><li>1. Better housekeeping in all operational areas.</li><li>2. Regular inspection of wear and tear of power cords and extension cords. Replacements of exposed wires.</li><li>3. Taking a 10-minute break for every hour you spend looking at the computer screen. Correct positioning</li></ol>

	of computer monitors slightly below eye level.
<b>What are the Opportunity/ies Identified?</b>	<b>Management Approach</b>
Prevention of workplace accidents	The Management conducts risk assessment as required to prevent workplace accidents as well as comply with other provisions of the Company's Occupational Safety and Health Program.

### Labor Laws and Human Rights

Disclosure	Quantity	Units
No. of legal actions or employee grievances involving forced or child labor	0	#

Do you have policies that explicitly disallows violations of labor laws and human rights (e.g. harassment, bullying) in the workplace?

Topic	Y/N	If Yes, cite reference in the company policy
Forced Labor*	N	N/A
Child Labor*	N	N/A
Human Rights	Y	Policy against Sexual Harassment

\*The provisions of the Labor Code are deemed incorporated in the CBA.

<b>What is the impact and where does it occur? What is the organization's involvement in the impact?</b>	<b>Management Approach</b>
Any incident of human rights violation would negatively impact the primary business operations and supply chain. There are no such incidents in the Bank.	Management does not allow any form of forced or child labor.
<b>What are the Risk/s Identified?</b>	<b>Management Approach</b>
Operational and reputational risks	Management strictly adheres to Labor Code and the Bill of Rights
<b>What are the Opportunity/ies Identified?</b>	<b>Management Approach</b>
The absence of the said violations adds goodwill and value to the Bank.	Adheres to applicable law, rules and regulations.

## Supply Chain Management

Do you have a supplier accreditation policy? If yes, please attach the policy or link to the policy:

      No      

Do you consider the following sustainability topics when accrediting suppliers?

Topic	Y/N	If Yes, cite reference in the company policy
Environmental performance		N/A
Forced Labor		N/A
Child Labor		
Human Rights		
Bribery and Corruption		

<b>What is the impact and where does it occur? What is the organization's involvement in the impact?</b>	<b>Management Approach</b>
N/A	N/A
<b>What are the Risk/s Identified?</b>	<b>Management Approach</b>
N/A	N/A
<b>What are the Opportunity/ies Identified?</b>	<b>Management Approach</b>
N/A	N/A



## Relationship with Community

### Significant Impacts on Local Communities

Operations with significant (positive or negative) impacts on local communities (exclude CSR projects; this has to be business operations)	Location	Vulnerable groups (if applicable)*	Does the particular operation have impacts on indigenous people (Y/N)?	Collective or individual rights that have been identified that or particular concern for the community	Mitigating measures (if negative) or enhancement measures (if positive)
Branch Banking	Key cities in several provinces	N/A	N/A	Accessibility of bank services	Transfer/hiring of Officers and Staff who are native or residents of the community and knowledgeable of the preference, norm and culture therein.

\*Vulnerable sector includes children and youth, elderly, persons with disabilities, vulnerable women, refugees, migrants, internally displaced persons, people living with HIV and other diseases, solo parents, and the poor or the base of the pyramid (BOP; Class D and E)

For operations that are affecting IPs, indicate the total number of Free and Prior Informed Consent (FPIC) undergoing consultations and Certification Preconditions (CPs) secured and still operational and provide a copy or link to the certificates if available: N/A

Certificates	Quantity	Units
FPIC process is still undergoing	N/A	#
CP secured	N/A	#

What are the Risk/s Identified?	Management Approach
Operational risks	Efficiency and constant coordination with the Head Office and higher management.
What are the Opportunity/ies Identified?	Management Approach
Business expansion and creation of goodwill and loyalty to the Bank.	To anticipate probable negative impacts from local residents so that the same could be adequately addressed.

## Customer Management

### Customer Satisfaction

Disclosure	Score	Did a third party conduct the customer satisfaction study (Y/N)?
Customer satisfaction	N/A	N/A

What is the impact and where does it occur? What is the organization's involvement in the impact?	Management Approach
For more than a hundred years, the Bank's service anchored on the principles of conservatism and efficiency had positive impacts on its primary business operations, the supply chain and other stakeholders. The Bank was directly involved in the impact.	Efficient personalized service to gain client trust and loyalty.
What are the Risk/s Identified?	Management Approach
Operational risk	Management shall endeavor to gradually shift to computerized banking without sacrificing its long-time valued clients who prefer personalized service.
What are the Opportunity/ies Identified?	Management Approach
Bank expansion	To open more provincial branches.

## Health and Safety

Disclosure	Quantity	Units
No. of substantiated complaints on product or service health and safety	0	#
No. of complaints addressed	0	#

What is the impact and where does it occur? What is the organization's involvement in the impact?	Management Approach
<p>The Health and safety of the clients indirectly impacts the Company's primary business operations.</p> <p>The Company is concerned with the health and safety and wellbeing of its clients.</p>	<p>The Management adheres to the prescribed government protocols, rules and regulations on health and safety</p>
What are the Risk/s Identified?	Management Approach
Disease transmission (e.g., COVID-19)	<p>The Management has implemented the safety and health standards in all workplaces aligned with the objectives of the minimum health standards of the Department of Health.</p> <p>The effective implementation of safety measures will surely prevent the spread of COVID-19 cases within the workplace.</p>
What are the Opportunity/ies Identified?	Management Approach
Clients' satisfaction and loyalty	<p>The Management implements the DTI and DOLE interim guidelines on workplace prevention and control of COVID-19, which contribute to client's satisfaction and loyalty.</p>

## Marketing and labeling

Disclosure	Quantity	Units
No. of substantiated complaints on marketing and labelling*	N/A	#
No. of complaints addressed	N/A	#

\*Substantiated complaints include complaints from customers that went through the organization's formal communication channels and grievance mechanisms as well as complaints that were lodged to and acted upon by government agencies.

<b>What is the impact and where does it occur? What is the organization's involvement in the impact?</b>	<b>Management Approach</b>
N/A	N/A
<b>What are the Risk/s Identified?</b>	<b>Management Approach</b>
N/A	N/A
<b>What are the Opportunity/ies Identified?</b>	<b>Management Approach</b>
N/A	N/A

## Customer privacy

Disclosure	Quantity	Units
No. of substantiated complaints on customer privacy*	0	#
No. of complaints addressed	0	#
No. of customers, users and account holders whose information is used for secondary purposes	0	#

\*Substantiated complaints include complaints from customers that went through the organization's formal communication channels and grievance mechanisms as well as complaints that were lodged to and acted upon by government agencies.

What is the impact and where does it occur? What is the organization's involvement in the impact?	Management Approach
No perceived impact because there is no recorded customer complaints on data privacy.	The Bank has Data Privacy Manual approved in November 2018 which includes protocols on how to manage privacy complaints.
What are the Risk/s Identified?	Management Approach
Based on Privacy Impact Assessment an attack/data breach will most likely come/originate from an insider.	Privacy Impact assessment is conducted and employees are given training on Data Privacy every quarter. Moreover, all employees are required to sign and execute a non-disclosure agreement.
What are the Opportunity/ies Identified?	Management Approach
The management was able to strengthen existing controls on data privacy and recognized the value of customers data in a digitized economy.	The Bank shall develop systems/programs in order to gain more access and offer various products to clients.

## Data Security

Disclosure	Quantity	Units
No. of data breaches, including leaks, thefts and losses of data	0	#

What is the impact and where does it occur? What is the organization's involvement in the impact?	Management Approach
No perceived impact because there is no recorded data breach and/or data leaks, thefts and losses.	The Bank has IT Security Policy which includes the creation of Breach Response Team and protocols on how to manage data breach.
What are the Risk/s Identified?	Management Approach
An attack may potentially come/originate from an insider. There is a need to strengthen Bank's Backup system.	All employees are required to sign and execute a Non-Disclosure Agreement. Bank entered a contract with ePLDT for co-location of its Backup system.
What are the Opportunity/ies Identified?	Management Approach
The management was able to strengthen existing controls on data security and employees became more updated in the recent innovation on Data Security.	The Bank shall strengthen its existing system/program controls to be more resilient on a potential attack or data breach.

## UN SUSTAINABLE DEVELOPMENT GOALS

### Product or Service Contribution to UN SDGs

Key products and services and its contribution to sustainable development.

Key Products and Services	Societal Value / Contribution to UN SDGs	Potential Negative Impact of Contribution	Management Approach to Negative Impact
1. Bank deposits	To instill the habit of saving for the future		
2. Loans and other credit facilities	Provides working capital for the direct generation and distribution of economic value		
3. Scholarship Program	To assist deserving students earn college or post-college degrees and become productive members of the community.		
4. Provident Fund	To help retirable employees transition from active employment to retirement stage.		

\* None/Not Applicable is not an acceptable answer. For holding companies, the services and products of its subsidiaries may be disclosed.